

BONUS QUESTION: HOW DOES FLEXIBLE INCENTIVE PAY AFFECT WAGE RIGIDITY?

Meghana Gaur John Grigsby Jonathon Hazell
Abdoulaye Ndiaye*

August 20, 2024

Abstract

We introduce dynamic incentive contracts into a model of inflation and unemployment dynamics. Our main result is that wage cyclicality from incentives neither affects the slope of the Phillips curve for prices nor dampens unemployment's response to shocks. The impulse response of unemployment in economies with flexible, procyclical incentive pay is first-order equivalent to that of economies with rigid wages. Likewise, the slope of the Phillips curve is the same in both economies. This equivalence is due to effort fluctuations, which make marginal costs rigid even if wages are flexible. Our calibrated model suggests that 46% of the wage cyclicality in the data arises from incentives, with the remainder attributable to bargaining and outside options. A standard model without incentives calibrated to weakly procyclical wages matches the impulse response of unemployment in our incentive pay model calibrated to strongly procyclical wages.

*Gaur: Princeton (meghana.gaur@princeton.edu); Grigsby: Princeton (john.grigsby@princeton.edu); Hazell: LSE (J.Hazell@lse.ac.uk); Ndiaye: NYU Stern (anddiaye@stern.nyu.edu). We thank Adrien Auclert, Gadi Barlevy, Matthias Doepke, Martin Eichenbaum, Masao Fukui, Xavier Gabaix, Mark Gertler, Mikhail Golosov, Kilian Huber, Kyle Herkenhoff, Andre Kurmann, Alan Manning, Giuseppe Moscarini, Chen Lian, Paolo Martellini, Emi Nakamura, Ricardo Reis, Richard Rogerson, Christopher Sandmann, Kjetil Storesletten, Venky Venkateswaran and numerous seminar participants for helpful comments. This paper was previously titled "Bonus Question: Does Flexible Incentive Pay Dampen Unemployment Dynamics?"

1 Introduction

Macroeconomists have long argued that wage rigidity is important for business cycles (Keynes, 1937). If wages do not respond to shocks, then marginal costs vary little. On the basis of this insight, many models incorporate rigidities that reduce the cyclicalities of wages and marginal costs, dampening inflation dynamics (Gertler, Sala and Trigari, 2008; Blanchard and Galí, 2010; Christiano, Eichenbaum and Trabandt, 2016) and amplifying unemployment dynamics (Hall, 2005; Gertler and Trigari, 2009; Gertler, Huckfeldt and Trigari, 2020).

One difficulty for theories of wage rigidity is the empirical prevalence of incentive pay schemes, such as piece-rate pay, bonuses, profit sharing, commissions and stock options. In the United States, approximately half of all workers receive some incentive pay, including 30% of bottom-decile earners (Lemieux, Macleod and Parent, 2009; Makridis and Gittleman, 2018). Furthermore, incentive pay is relatively flexible: bonuses are raised and lowered frequently at the micro level (Grigsby et al., 2021) and have been found to be strongly procyclical in some, though not all, studies (Bils, 1985; Devereux, 2001; Shin and Solon, 2007; Swanson, 2007). On theoretical grounds, Barro (1977) conceptualizes employment as an optimal long-term contract between a worker and a firm. If this characterization is accurate, then features of the contract beyond the rigidity of the spot wage, such as incentives and insurance, are crucial.

This paper investigates how incentive pay affects wage rigidity in a model of dynamic incentive contracts. We consider a setting with moral hazard and persistent idiosyncratic shocks similar to that of Edmans, Gabaix, Sadzik and Sannikov (2012), which we embed in a model with labor search and sticky prices resembling Gertler et al. (2008), Blanchard and Galí (2010), Christiano et al. (2016) and Ravn and Sterk (2021). In the model, risk-neutral firms match with risk-averse workers in a frictional labor market and produce output as a function of idiosyncratic and aggregate productivity and worker effort. Firms observe their output and aggregate productivity but cannot distinguish between idiosyncratic productivity and effort. Therefore, firms propose *flexible incentive pay* to overcome moral hazard, conditioning wages on output and the aggregate state to balance the aim of incentivizing effort with that of insuring the worker. Our model allows incentive pay to be procyclical if the value of effort falls during recessions, consistent with the micro evidence of wage cyclicalities.

Our main result is that wage cyclicalities due to incentives neither dampens the response of unemployment to shocks nor raises the slope of the Phillips curve for prices. To make this point, we first study a version of the flexible incentive pay economy without bargaining or procyclical outside options, in which all fluctuations in wages are due to incentives. Then, we prove an equivalence result: the impulse response of market tightness to labor demand shocks

is the same in both the flexible incentive pay economy and an economy with exogenously fixed real wages as in Hall (2005), as long as both models are calibrated to the same steady-state labor share. Therefore, procyclical incentive wages do not per se mute the response of unemployment to business cycle shocks since a model in which wages for both incumbents and new hires are fixed over the business cycle yields the same unemployment response. We find a similar implication for price inflation: the slope of the Phillips curve relating prices to unemployment is the same with either flexible incentive pay or rigid wages as in Hall (2005).

This result may be surprising: a standard argument is that flexible incentive pay would reduce marginal costs during contractions, dampening the response of unemployment to shocks and raising the slope of the Phillips curve for prices. This is the central argument of Weitzman (1986): an economy with incentive pay will feature more cyclical wages, which should dampen the economy's response to shocks. Indeed, our optimal incentive model can generate quite pro-cyclical wages; however, this wage cyclicalities does *not* dampen the responsiveness of either unemployment or inflation.

The intuition behind our contrasting result relates to incentives. As is standard, the response of marginal costs and profits to aggregate shocks determines unemployment and inflation dynamics in our model. With flexible incentive pay, wages may fall after a contraction, dampening the response of profits. However, there is a less standard *incentive effect*. A decline in wages may weaken incentives, and so reduce effort, which amplifies the fall in profits and mutes movements in marginal costs. Under the optimal incentive contract, in the absence of bargaining or outside option fluctuations, the incentive and wage effects of wage changes on profits cancel out exactly because of an envelope theorem. Therefore, profits and marginal costs in the flexible incentive pay economy behave *as if* neither wages nor effort had responded to the aggregate shock. That is, the appropriate notion of marginal costs behaves similarly to a rigid wage model because the cost per effective unit of labor is indeed rigid even if measured wages are highly pro-cyclical.

Our result is distinct from the well-known result of Pissarides (2009) that incumbents' wages are not allocative in long-term employment relationships. Wage cyclicalities from incentives does not raise the cyclicalities of marginal costs even if the wage for new hires and the present value of wages at the start of a job are highly procyclical. The novel aspect of our result is that shifts in the present value of incentive wages are exactly offset by effort movements along the optimal contract.

If incentive wage cyclicalities does not mute the response of employment or inflation to shocks, what kind of wage cyclicalities does? Our second analytical result concerns wage cyclicalities that arises because the optimal contract must promise more utility to the worker in booms—due to, for instance, surplus sharing, bargaining, or outside option fluctuations.

Such non-incentive wage cyclicality does dampen the impulse response of unemployment, as in standard models without incentives. Standard models, which do not feature incentives, might understate the “effective” degree of wage rigidity by attributing all wage cyclicality to these non-incentive sources.

Although dynamic incentive contracts are often hard to characterize outside special cases, even without aggregate risk (e.g., Holmstrom and Milgrom, 1987), our results apply for utility functions with general forms and for shock processes with arbitrary persistence.¹ We sidestep this difficulty by characterizing the dynamics of profits *without* characterizing the optimal contract, using a suitable envelope theorem from the applied mathematics literature on sensitivity analysis (Bonnans and Shapiro, 2000). Therefore, our first-order equivalence result is general and applies even when the expression of the optimal contract is intractable.

These results suggest that to relate wage cyclicality to inflation and unemployment dynamics; researchers should assess to what extent wage cyclicality is due to incentives. The final part of this paper pursues one path toward this goal. We calibrate a version of our model to match micro moments of wage adjustment, such as the variance of incumbent wage growth and the pass-through of idiosyncratic profitability shocks—both of which inform the strength of incentives—as well as new hire wage cyclicality, which informs the cyclicality of workers’ outside options and their bargaining power.

Our third result is numerical: wage cyclicality attributable to incentives accounts for approximately 46% of overall wage cyclicality.² Therefore, the response of unemployment to business cycle shocks is large in the calibrated model, even though wages are relatively procyclical. We also show how to calibrate a simple version of our model with bargaining but without incentives, similar to standard models. To generate the same unemployment impulse response as the full model, the model must be calibrated for only nonincentive wage cyclicality—i.e., 54% of the overall wage cyclicality in the data, a number like -0.54 .

Our results suggest that researchers studying wages, inflation, and unemployment should account for the extent to which incentives affect wage cyclicality. Models without dynamic incentive contracts should target weakly procyclical wages with respect to measures of overall wage cyclicality in the data to compute impulse responses to shocks. However, we stress that our numerical results are a first step and urge future empirical work to distinguish the wage cyclicality that is attributable to incentives from that arising from other factors.

¹We also establish a similar result with endogenous separations (Mortensen and Pissarides, 1994) and limited worker commitment. Our model also nests tournaments.

²Note that incentive wages can account for a small share of steady state wages but a large share of wage cyclicality. For instance, if incentive pay is 5% of compensation and workers receive a 2% wage cut in a recession, incentive wage cyclicality would account for 100% of wage cyclicality if all of the 2% wage cut came from incentive pay.

Let us mention two caveats. First, our equivalence result applies to the response of unemployment and inflation to business cycle shocks, which is the object commonly of interest in macroeconomics. However, the response of other variables will differ between the incentive pay and rigid wage models. For instance, labor productivity and output dynamics will differ between the two economies because of the endogeneity of effort, evoking a notion of capacity utilization (Burnside, Eichenbaum and Rebelo, 1993; Christiano, Eichenbaum and Evans, 2005). Therefore, our result is *not* related to the unconditional volatility of unemployment. Likewise, consumption dynamics will differ across the two economies, given the rich notion of endogenously incomplete markets in the incentive pay model. Second, our mechanism depends on effort and wages positively comoving over the business cycle, consistent with available time series evidence.³ However, procyclical fluctuations in effort are hard to measure.

Related literature. A large literature has developed models consistent with the micro-evidence on state-dependent price setting but tractable enough to allow the study of aggregate rigidity, in part via analytical equivalence results with respect to simpler models (e.g., Alvarez, Le Bihan and Lippi, 2016; Auclert, Rigato, Rognlie and Straub, 2022). In parallel, other papers try to isolate which micro moments on price setting are most relevant for aggregate price rigidity, concluding, for instance, that sales are irrelevant (e.g., Kehoe and Midrigan, 2008; Eichenbaum, Jaimovich and Rebelo, 2011). We aim to provide a model that is consistent with the micro-evidence on *wage* setting, but that remains analytically tractable via an equivalence to simpler models with rigid wages. By doing so, we isolate which micro moments on wage setting are relevant for the economy’s response to shocks—that is, wage changes unrelated to incentives.

The literature on wage setting finds that measures of wages that plausibly relate to incentives—such as annual earnings per hour or bonus pay—often seem more flexible, whereas measures of pay excluding incentives, such as base pay, tend to be rigid. This result seems true not only for job-stayers’ wages (e.g., Solon, Whatley and Stevens, 1997) but also for new hires’ wages. For instance, studying base wages for new hires from online vacancy postings and from administrative payroll data, both of which contain detailed job-level information, Hazell and Taska (2022) and Grigsby et al. (2021) find limited procyclicality of nominal and real wages. Studying wages for new hires from survey data that do not separately report non-base pay, papers such as Bils, Kudlyak and Lins (2022a) find procyclical

³For instance, diverse measures of worker effort—from time use surveys, variable capacity utilization, and information on workplace injuries—fall during recessions (Burda, Genadek and Hamermesh, 2020; Fernald, 2014; Galí and Van Rens, 2021). Further, the pass-through of idiosyncratic firm shocks to wages is procyclical (Chan, Salgado and Xu, 2023), consistent with firms seeking to incentivize more effort during booms.

real wages.^{4,5} The measure of wage cyclicality is the comovement between wages and unemployment, which in turn has become a calibration target of many papers in the literature linking wage cyclicality to unemployment fluctuations (e.g., Pissarides, 2009). A model is needed to determine the relevant notion of wage cyclicality for unemployment dynamics in the presence of incentive pay. Our contribution is to provide such a model—which can be calibrated to microdata—to clarify that wage cyclicality arising from incentives does not mute the response of unemployment to business cycle shocks. As a result, calibrating wage rigidity using the comovement between wages and unemployment, without considering the role of incentives, can be misleading.⁶

Our paper also contributes to the large literature relating wage rigidity to unemployment dynamics (e.g., Fukui, 2020; Blanco, Drenik, Moser and Zaratiegui, 2022). Many papers study wage setting with exogenous and fixed worker effort and find that wage rigidity leads to large unemployment fluctuations whereas flexible wages dampen these fluctuations.⁷ Our contribution is to study wage setting with endogenous and variable effort via flexible incentive pay contracts. We show that highly procyclical unemployment can coexist with flexible and procyclical wages as long as incentives determine wage cyclicality and provide additional results about inflation dynamics.

A few papers consider unemployment dynamics with effort. First, Moen and Rosén (2011) and Zhou (2022) consider models with incentive contracts and wage posting, finding numerically that incentives amplify unemployment fluctuations. Second, Fongoni (2020) considers a labor search model in which wages affect effort because of exogenous reference-dependent preferences and notes that the response of effort to wage changes amplifies business cycle shocks. We contribute a model with dynamic incentive contracts, which allows a tight mapping to the micro evidence, connects to simpler models with wage rigidity, and contains an envelope result that explains the amplified fluctuations in unemployment.⁸

Finally, our paper builds on the literature studying moral hazard and its macroeconomic

⁴See Kudlyak (2014), Basu and House (2016), Doniger (2019) and Bellou and Kaymak (2021) for related papers on the cyclicity of the wage for new hires.

⁵Grigsby et al. (2021), studying a time period and dataset different from those in Bils et al. (2022a), also find that bonus wages are adjusted frequently but are not cyclical.

⁶An alternative strategy is to calibrate to the comovement between wages and output per worker (e.g., Hagedorn and Manovskii, 2008). As we discuss in Section 3, this approach is infeasible in the presence of nominal rigidities.

⁷An incomplete list of papers from this vast literature includes Azariadis (1975); Beaudry and Dinardo (1991); Shimer (2005); Hall (2005); Hall and Milgrom (2008); Gertler and Trigari (2009); Elsby (2009); Rudanko (2009); Brügemann and Moscarini (2010); Kennan (2010); Gertler, Huckfeldt and Trigari (2020) and Elsby and Gottfries (2022).

⁸Bils, Chang and Kim (2022b) show that large employment fluctuations can exist despite new hires' wages being flexible if incumbent workers' wages are rigid and effort is contractible. Instead, we study a canonical model of dynamic incentive pay with noncontractible effort.

implications (e.g., Holmstrom and Milgrom, 1987; Phelan, 1994, Sannikov, 2008; Doligalski, Ndiaye and Werquin, 2023). These optimal contracting problems are challenging because the firm must maximize expected profits among a hard-to-characterize continuum of incentive-compatible contracts. We contribute to this literature in two ways. First, we analytically study the business cycle implications of moral hazard frictions. Second, we derive our main result without relying on an explicit form of the optimal contract by applying an envelope theorem to the principal’s objective—therefore, our results apply under more general assumptions than much of the literature.

Outline. Section 2 presents a static model similar to that of Holmstrom (1979), which provides intuition for the role of incentive effects and the irrelevance of incentive wage cyclicality for the response of unemployment to shocks and the slope of the price Phillips curve. Section 3 develops a dynamic labor search model with long-term incentive contracts and sticky prices. Section 4 provides analytical and numerical results on the share of wage cyclicality attributable to incentives versus bargaining and outside options. Section 5 concludes.

2 Illustrative Static Model of Incentive Pay

This section explains our results in an illustrative and static Diamond-Mortensen-Pissarides labor search model with nominal rigidity. We consider two alternative models of wage setting. The first model features a static incentive contract as in Holmstrom (1979), resulting in procyclical and flexible wages. The second model has exogenously rigid wages and effort as in Hall (2005). We first show that wage cyclicality due to incentives does not dampen the response of market tightness, and thus unemployment, to labor demand shocks. We then introduce nominal rigidities and show that the slope of the Phillips curve is the same with either rigid wages or flexible incentive pay.

2.1 Incentive Wages and Unemployment

Environment. We start without nominal rigidity and add this ingredient later.

Frictional labor markets. There is a unit measure of workers who begin the period unemployed. Workers randomly search for vacancies in a frictional labor market. Workers end the period employed if they match with a vacancy and otherwise end the period unemployed. There is a continuum of risk-neutral firms. Firms can post vacancies at a cost of κ per vacancy. θ is the measure of vacancies posted. Since a unit measure of workers is unemployed at the start of the period, θ is also market tightness—the ratio of vacancies to unemployed workers. Given search frictions, the probability that an individual vacancy

matches with a worker is $q(\theta) \equiv \theta^{-\nu}$, a decreasing and isoelastic function of the measure of vacancies posted.

Technology. If a firm and worker match, they produce the numeraire good with a production function $y(a, \eta, z) = z(a + \eta)$. Here, z is an exogenous aggregate productivity term that affects all firms, a is the effort of the employed worker, and η is an exogenous idiosyncratic “noise” shock to production drawn from some distribution $\pi(\eta)$.

Workers. Workers have risk-averse preferences over consumption c and labor effort a , given by a utility function $u(c, a)$ that is strictly increasing and strictly concave in c but weakly decreasing and concave in a . If workers end the period unemployed, they consume unemployment benefits b and exert no effort, attaining utility $\mathcal{B} \equiv u(b, 0)$. If employed, the worker exerts effort and is paid a wage of w , which she consumes.

Information. Aggregate productivity z is common knowledge. Firms are able to observe their workers’ output, but they do not observe effort a and noise η separately. Workers choose effort before the noise η is realized. Thus, firms’ expected profits from a filled vacancy are $J(z) \equiv \mathbb{E}_\eta[z(a + \eta) - w]$, where the expectation is over values of η .

Free entry. Free entry requires that the expected profit from posting a vacancy equals the cost of posting the vacancy, which implies

$$\kappa = q(\theta)J(z). \tag{1}$$

Now, we introduce two models of wages and effort.

Flexible incentive pay economy of Holmstrom (1979). When a firm and worker match, the firm offers the worker a contract that specifies a suggested effort level $a(z)$ and wages as a function of output realizations $w(z, y)$. Crucially, the firm cannot condition wages directly on effort, which is unobservable, leading to a moral hazard problem. Therefore, the firm maximizes profits subject to an incentive compatibility constraint (IC) and a participation constraint (PC). The IC requires that the suggested effort level is an optimal choice for the worker given the wage contract offered by the firm. The PC requires that the worker’s expected utility at the start of the contract is at least $\mathcal{B}(z)$, which we term the ex ante utility of the contract. Procyclicality of $\mathcal{B}(z)$ reflects any reason why a worker may have higher utility from employment in a boom, such as bargaining over a surplus or a pro-cyclical outside option.

The firm's problem after meeting a worker is

$$\begin{aligned}
J^{\text{Incentive}}(z) &\equiv \max_{a(z), w(z, y)} \mathbb{E}_\eta [z(a(z) + \eta) - w(z, y)] & (2) \\
\text{subject to} \quad a(z) &\in \arg \max_{\tilde{a}(z)} \mathbb{E}_\eta [u(w(z, y), \tilde{a}(z))] & [IC] \\
&\mathbb{E}_\eta [u(w(z, y), a(z))] \geq \mathcal{B}(z). & [PC]
\end{aligned}$$

Our notation makes explicit that wages may depend on realizations of both z and y (and thus the idiosyncratic component of output $a + \eta$) but that the firm is uncertain over the realized value of η . Let $a^*(z)$ and $w^*(z, y)$ denote the contracted effort and wage levels as a function of productivity and output realizations.⁹

As usual, this contract implies a tradeoff between incentives and insurance. Absent moral hazard, firms would fully insure workers against wage risk. With moral hazard, firms pass idiosyncratic noise shocks through to workers' wages to provide incentives. This model allows flexible pay since the firm can freely adjust wages subject to the IC and PC without further restrictions. The firm can freely vary wages with z , potentially leading to procyclical wages.

Wages may potentially be procyclical – i.e., positively covary with aggregate productivity z in expectation – for two reasons in this economy: either due to the nature of the incentive problem or due to fluctuations in promised utility $\mathcal{B}(z)$. To cleanly study the role of flexible incentive pay, we first shut down bargaining and cyclicalities in workers' outside options by setting $\mathcal{B}(z)$ equal to a constant \mathcal{B} . As such, all wage fluctuations in the economy stem from incentives for the remainder of this section. Section 4 considers such nonincentive reasons for wage cyclicalities in the dynamic model, where the optimal contract can account for cyclical outside options of workers by flexibly conditioning on the aggregate state.

Rigid wage economy of Hall (2005). In this benchmark model, wages and effort are exogenously fixed at \bar{a} and \bar{w} , irrespective of z . Let J^{Rigid} be the value of a filled vacancy in this economy.

Role of incentives. We now study the response of labor market tightness to shocks to labor demand z and emphasize the role of incentives. First, note that the response of labor market tightness to labor demand shocks depends on the dynamics of profits, as is standard in Diamond-Mortensen-Pissarides search models with free entry. To see this, totally log-differentiate the free entry condition (1) with respect to aggregate productivity z and

⁹Though the mapping is not exact, one can informally think of a bonus as the component of wages associated with incentives, whereas base pay is the component of wages associated with promised utility. For instance, base pay may be the wage payment under the lowest possible realization of η , which moves with ex ante utility, whereas bonuses may be wage payments above that lowest level.

rearrange to obtain

$$\frac{d \ln \theta}{d \ln z} = \frac{1}{\nu} \cdot \frac{d \ln J}{d \ln z}. \quad (3)$$

That is, the elasticity of market tightness with respect to aggregate productivity z is proportional to the elasticity of expected profits per worker to z , where the constant of proportionality depends on the elasticity of vacancy filling rates with respect to vacancies. Moreover, the employment rate n is determined by the job finding rate $f(\theta)$, which is proportional to vacancies and given by $f(\theta) = \theta^{1-\nu}$. Therefore, to understand the response of employment to aggregate productivity shocks, it is sufficient to study the response of profits per worker.

To solve for the response of profits, we differentiate expected profits $J(z) \equiv \mathbb{E}_\eta[z(a+\eta)-w]$ with respect to z , which implies

$$\frac{dJ(z)}{dz} = \overbrace{\mathbb{E}_\eta[a]}^{\text{direct productivity}} - \overbrace{\mathbb{E}_\eta\left[\frac{dw}{dz}\right]}^{\text{wages}} + z \overbrace{\mathbb{E}_\eta\left[\frac{da}{dz}\right]}^{\text{incentives}}. \quad (4)$$

The first-order response of profits to aggregate productivity may be decomposed into three terms. The first is the direct productivity effect: production rises with productivity, *ceteris paribus*. The second is the wage effect: when productivity rises, wages may also increase, which lowers profits, all else equal. The third term reflects an incentive effect: effort may respond to aggregate productivity shocks. The direct productivity and marginal cost effects are common in DMP search models. If wages are procyclical, so dw/dz is large, then profits and employment may respond little to productivity shocks in those models.

The incentive effect is less standard. In particular, if effort increases with exogenous productivity, then profits may respond strongly even if expected wages are procyclical. Thus, procyclical incentives might offset the effect of wages on profits, leading to large employment responses despite the procyclicalities of wages. Wage cyclicality dampens the response of unemployment to productivity shocks only insofar as wages move *more* than effort.

Incentives mattering for employment dynamics does not depend on a specific model of wage or effort setting. Equation (4) remains true regardless of the contracting environment or whether contracts are set optimally. Different models merely imply a different direct productivity, wage, and/or incentive effect. Next, we consider these effects in the flexible incentive pay economy of Holmstrom (1979) and the rigid wage economy of Hall (2005).

Incentive wage cyclicality and unemployment dynamics. Now, we derive our first key result: wage cyclicality due to incentives does not dampen the response of unemployment. To the first order, the response of employment to labor demand shocks is the same in a

flexible incentive pay economy as in an appropriately calibrated rigid wage economy—even if incentive pay is highly procyclical.

First, consider the response of profits to z in the rigid wage economy. Here, both the incentive and wage effects in equation (4) are trivially zero because neither effort nor wages respond to z . Therefore, the response of profits to labor demand shocks is just the direct productivity effect: $dJ^{\text{Rigid}}(z)/dz = \bar{a}$.

Second, consider the flexible incentive pay economy. Differentiating profits in the incentive pay economy (equation (2)) and applying the envelope theorem, we see that $dJ^{\text{Incentive}}/dz = a^*(z)$. Only the direct productivity effect remains, exactly as in the rigid wage economy.¹⁰

This result holds because the wage and incentive effects are equal sized under the optimal contract so that their effects on profits cancel out, leaving only the direct productivity effect. Although wages and effort may adjust, these fluctuations do not affect the profit of a firm that is optimally choosing effort and wages. The equivalence holds even if wages are procyclical under the optimal contract so that dw/dz is large.

To gain intuition, suppose that an increase in z leads the firm to encourage higher effort. All else equal, higher effort raises profits. To encourage the worker to provide higher effort, the firm raises the pass-through of idiosyncratic output into wages. The worker then faces more risk, for which she must be compensated with higher average wages. Ultimately, wages are procyclical and flexible. All else equal, higher wages lower expected profits.

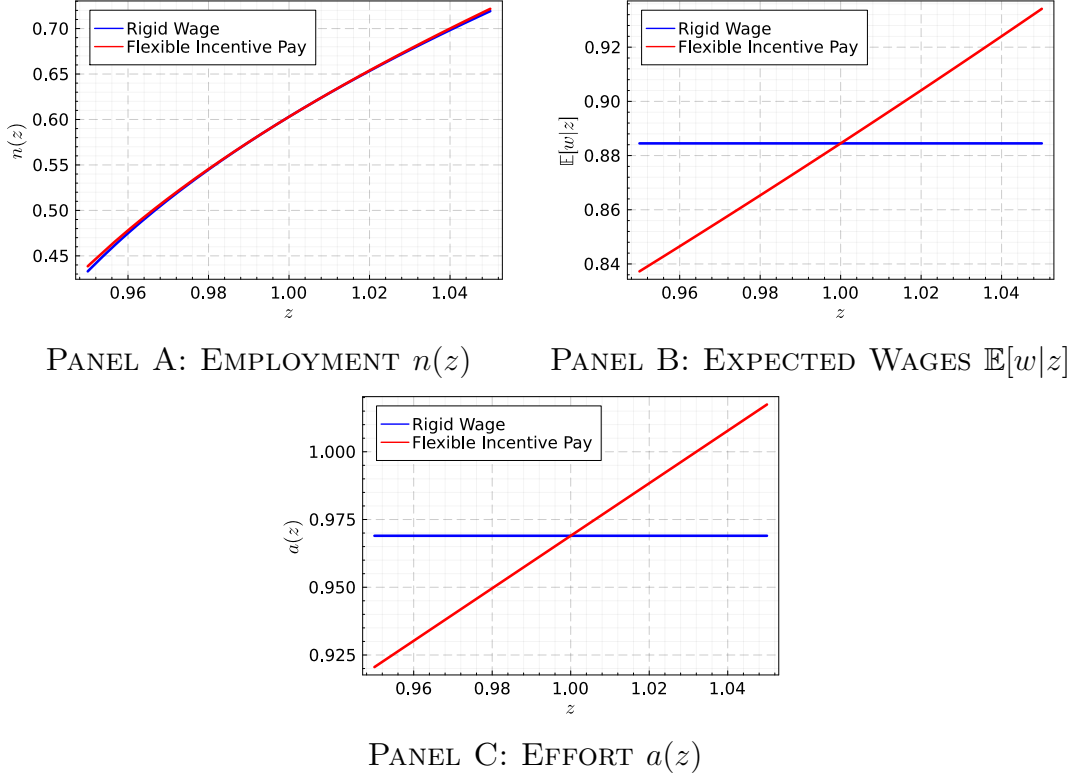
The effects of higher effort and higher wages on profits, however, exactly cancel each other out. The reason is that under the optimal incentive contract, the firm is indifferent at the margin between increasing expected wages and increasing worker effort. Changes in effort and wages induced by a small change in z have exactly offsetting effects on expected profits. Expected profits respond to productivity shocks as if neither wages nor effort had changed, just as in the rigid wage economy. The response of profits—and thus market tightness—is the same in the rigid wage and flexible incentive pay economies as long as both economies are calibrated to have the same direct productivity effect ($\bar{a} = a^*$). One can understand this result as stating that, on the optimal incentive contract, the marginal cost to the firm of producing an additional unit of output is rigid. This is the sense in which procyclical and flexible incentive wages do not dampen unemployment dynamics.

A numerical example illustrates this equivalence. Figure 1 plots the behavior of the rigid wage economy (blue line) and the flexible incentive pay economy (red line). Both economies are calibrated to have the same expected wage and effort (and thus profits and employment) when $z = 1$.¹¹ The horizontal axis of each plot represents exogenous labor productivity z ,

¹⁰This logic can also be applied if effort is observed and chosen by the firm without an incentive constraint.

¹¹For this illustration, we assume that workers have exponential preferences $u(c, a) = -\exp(-r(c - \frac{a^2}{2}))$.

Figure 1: Employment, wage and effort fluctuations in the static model



Notes: These figures plot the level of employment (Panel A), expected wages (Panel B), and effort (Panel C) as a function of aggregate productivity z in the static model. The red line plots these functions for the flexible incentive pay economy. The blue line plots these functions for the rigid wage economy, calibrated to have the same wage and effort as the flexible incentive pay economy for $z = 1$.

while the vertical axis plots model-implied employment, expected wages, or effort.

Panel A shows the equivalence of the employment dynamics: the rigid wage and flexible incentive pay economies generate identical responses to aggregate labor productivity z in the neighborhood of $z = 1$. The two models also generate nearly identical employment movements in response to 5% fluctuations in aggregate productivity. This result illustrates the envelope theorem in practice: profit dynamics depend only on the direct productivity effect, which is locally the same in both economies under our calibration.

Panel B shows that expected wages are procyclical in the incentive pay economy. Therefore, the employment dynamics are the same even though wages fall significantly during contractions in the incentive pay economy. Note that since all workers begin the period unemployed and employment contracts last for one period, this procyclical wage reflects a procyclical present value of wage payments to new hires. Panel C shows the countervailing

The unemployment benefit b is calibrated to be 0.4, η is assumed to be normally distributed with mean 0 and standard deviation 0.2, and the parameter governing risk aversion r is 0.8. For simplicity, following Holmstrom and Milgrom (1987), we solve for the optimal linear (in output) contract.

force: effort also responds strongly to z in the incentive pay economy. Therefore, incentives offset the stabilizing effect of wages on profits. As a result, in the incentive pay economy, large employment responses can coexist with procyclical wages.^{12,13}

2.2 Incentive Wages and the Phillips Curve

We now extend the illustrative model to allow nominal rigidities and derive a Phillips curve mapping from prices to unemployment. The model is a simplified static version of the one in Christiano et al. (2016). There are two sectors: a retail sector with sticky prices and a wholesale sector that hires workers in a frictional labor market identical to the baseline model described above. The ingredients are standard, so we discuss them only briefly.

Retail sector. A unit measure of retailers sells varieties of Dixit–Stiglitz goods to a final output producer, subject to a price setting friction. In particular, retailer j produces output $Y_j = AH_j$, where H_j is the quantity of a wholesale good purchased at a real price z and A is an exogenous total factor productivity (TFP) term. Retailer j is subject to a Dixit–Stiglitz demand curve $Y_j = (P/p_j)^{-\alpha} Y$, where p_j is the price of retailer j , $Y = \left[\int_0^1 (Y_j)^{1-\frac{1}{\alpha}} dj \right]^{\frac{\alpha}{\alpha-1}}$ is aggregate output and $P = \left[\int_0^1 p_j^{1-\alpha} dj \right]^{\frac{1}{1-\alpha}}$ is the aggregate price index. Therefore, z/A represents real marginal costs to the retail sector.

At the beginning of the period, retailers anticipate a particular marginal cost z/A and set their prices as a markup μ over that cost: $p_{j0} = \mu z/A$. After setting this price, there is an unanticipated shock that leads real marginal costs to move to $\widehat{z/A}$, e.g., because A moves. The retailer then experiences a Calvo-style sticky price friction: a fraction ϱ of retailers can adjust prices after observing shocks to real marginal costs. If retailers are able to adjust prices, they fully pass through the changes in real marginal costs into prices: $p_{j1} = \mu \cdot \widehat{z/A}$. The remaining $1 - \varrho$ share cannot adjust their prices. We define price inflation Π as the growth in the price of the final good between the start and the end of the period.

Wholesale sector. In the wholesale sector, firms sell an aggregate quantity of wholesale output at a competitive real price z , given a per worker production function $a + \eta$, and hence earn real revenue per worker $z(a + \eta)$. These firms match with workers in a frictional labor market as above. The only difference between the real search model above and the model with nominal rigidities is the interpretation of z . In the pure search model, z is an exogenous term representing labor productivity. Here, z is the real price of a unit of wholesale output—

¹²We assume that a and z are complements, which makes both wages and effort procyclical in the optimal incentive contract. Without complementarity, wages and effort could be counter- or acyclical, but employment would still have the same response in the rigid wage and flexible incentive pay economies.

¹³In Appendix A.4, we recapitulate these arguments with an explicit functional form for the contract, using the framework of Edmans and Gabaix (2011).

i.e., a component of marginal costs for the retail sector—which is determined endogenously.

Slope of the Phillips curve for price inflation. We now derive the static Phillips curve linking inflation to employment and show that it is the same with rigid wages or flexible incentive pay. We define the Phillips curve as the relationship between inflation and vacancies, given that vacancies are proportional to employment. First, note that after a shock to real marginal costs, only a fraction ϱ of retailers change their price and fully pass through changes in marginal costs z/A . The remaining retailers do not change their prices. Therefore, inflation is, to the first order, $\Pi \equiv d \ln P = \varrho d \ln z - \varrho d \ln A$. To derive a Phillips curve, we, therefore, must derive a relationship between real marginal costs z and vacancies θ . Note that the results from the real model above apply to the wholesale sector so that, in both the incentive pay and the rigid wage economies, we have

$$\frac{d \ln \theta}{d \ln z} = \frac{1}{\nu} \frac{z}{\kappa q(\theta)} \frac{dJ}{dz} = \frac{1}{\nu} \frac{za}{\kappa q(\theta)}.$$

The first equality follows from the free entry condition (1) and the elasticity of profits (3), and the second equality follows from our previous result that the gradient of profits dJ/dz equals the direct productivity effect a in both the rigid wage and incentive pay economies. Pairing the expression for $d \ln \theta / d \ln z$ with the expression for inflation leads to a Phillips curve relationship between vacancies and inflation:

$$\Pi = \varrho \iota d \ln \theta - \varrho d \ln A, \quad \text{for } \iota \equiv \frac{\nu \kappa q(\theta)}{za}. \quad (5)$$

Equation (5) shows that the slope of the Phillips curve is the same in the economy with either flexible incentive pay or rigid wages. The equation links inflation to changes in vacancies and TFP, given a shock to marginal costs. The slope of the Phillips curve is $\varrho \iota$, the product of nominal rigidity ϱ and “real rigidity” ι arising from the frictional labor market. The two economies have the same mapping between vacancies and inflation, given a parameterization ϱ, ν, κ , so long as they have the same initial values of wholesale revenues $za^* = z\bar{a}$, vacancies θ , and the same shock to TFP A . The Phillips curve has a familiar form but does not contain an inflation expectations term because of the static setup. It is written in terms of vacancies, which are proportional to unemployment.

The intuition for this result relates to the behavior of marginal costs. The flexible incentive pay economy and the rigid wage economy may have different wage dynamics. However, the appropriate notion of marginal costs—the wage per effective unit of labor—behaves similarly in the two economies. The Phillips curve encodes a relationship between inflation and marginal costs and so does not vary across the two economies.

3 Dynamic Models with Incentive Pay

This section studies a dynamic model with long-term incentive contracts. We first introduce the labor search block of the model and establish the irrelevance of incentive wage cyclicalities for the response of market tightness—and therefore unemployment—to exogenous revenue productivity shocks. Then, we embed the labor search block into a model with nominal rigidities similar to the one by Christiano et al. (2016) and show that the slope of the Phillips curve is the same with flexible incentive pay or rigid wages.

The dynamic model recognizes that labor contracts are long-term relationships and that incentives are dynamic (e.g., Barro, 1977; Sannikov, 2008). Dynamic moral hazard problems are known to be analytically challenging (see, e.g., Golosov et al. (2016) for a discussion). However, we derive our results under fairly general assumptions using our envelope argument.

3.1 DMP Search Model Environment

Labor market. The labor market follows the standard DMP model. Time is discrete. A large measure of risk-neutral firms matches with workers and produces output. A unit mass of workers is either employed or unemployed and searching for a job. Let n_t denote the measure of employed workers at the start of period t , while $u_t \equiv 1 - n_t$ is the measure of unemployed workers looking for jobs. Fluctuations in labor market variables are driven by technology, which follows a first-order Markov process $\{z_t\}_{t=0}^{\infty}$ with lower and upper bounds \underline{z} and \bar{z} . Denote the history of this process until t by $z^t = \{z_0, \dots, z_t\}$, and denote the marginal distribution of z^t by $\hat{\pi}_t(z^t|z_0)$.

Firms post vacancies v_t to recruit unemployed workers. The number of matches made in period t is given by a constant-returns-to-scale matching function $m(u_t, v_t)$; labor market conditions are summarized by market tightness $\theta_t = v_t/u_t$, with a job finding rate $\phi(\theta_t) = m(u_t, v_t)/u_t$ and a vacancy filling rate $q_t \equiv q(\theta_t) = m(u_t, v_t)/v_t$. Let $\nu_t \equiv -d \ln q_t / d \ln \theta_t$ denote the period t elasticity of the job filling rate with respect to θ_t . Maintaining a vacancy has a per period cost κ .

At the end of period $t - 1$, an exogenous fraction s of workers separate from employment and enter unemployment. The unemployed search for new jobs, so u_t evolves as

$$u_t = u_{t-1} + s(1 - u_{t-1}) - \phi(\theta_{t-1})u_{t-1}(1 - s). \quad (6)$$

Preferences and consumption. Workers have time-separable risk-averse preferences over consumption $c_t \in [\underline{c}, \bar{c}]$ and effort $a_t \in [\underline{a}, \bar{a}]$ and discount future payoffs by a factor $\beta \in (0, 1)$. Preferences are summarized by $u(c, a)$, where u is strictly increasing and strictly

concave in c , strictly decreasing and strictly concave in a , and Lipschitz continuous.

Employed workers consume their wages in each period, with newly hired workers producing output and receiving a wage in the period in which they are hired. Workers not hired in the current period exert no effort and are paid unemployment benefits $b(z_t)$, a differentiable function of the aggregate state, receiving flow payoff $\xi(z_t) \equiv u(b(z_t), 0)$.

Therefore, the value of an unemployed worker at the start of period t is

$$U(z_t) = \phi(\theta_t) \mathcal{E}(z_t) + (1 - \phi(\theta_t)) (\xi(z_t) + \beta \mathbb{E}[U(z_{t+1}) | z_t]), \quad (7)$$

where $\mathcal{E}(z)$ is the worker's value if she begins employment when aggregate productivity is z .

Firms and vacancy posting. Firms are risk neutral and maximize expected profits with discount factor β . Firms operate a production technology that is constant returns to scale in the number of employees; therefore, we consider one-worker firms without loss of generality. Consider a firm i that successfully matches with a worker at time 0 and starts producing in the same period. The firm's output in period t is $y_{it} = f(z_t, \eta_{it})$, where f is strictly increasing and continuously differentiable in its arguments and η_{it} is an idiosyncratic shock to the firm's output that is independently distributed across firms. Henceforth, we omit i subscripts to ease notation.

At the beginning of the period, before the current value of η_t is realized, the worker exerts effort a_t that affects the distribution of idiosyncratic shocks. We assume a general process for η_t , which allows for arbitrary persistence and depends on the worker's effort. The process has lower and upper bounds $\underline{\eta}$ and $\bar{\eta}$, respectively. Define a history of idiosyncratic shocks $\eta^t = \{\eta_0, \dots, \eta_t\}$. We characterize the process for η_t by a probability measure $\pi_t(\eta_t | \eta^{t-1}, a^t)$, which gives the probability of η_t being realized given the history η^{t-1} of past idiosyncratic shocks and the worker's history of actions $a^t = \{a_0, \dots, a_t\}$. Thus, workers' effort affects output by shifting the distribution of η realizations.

Vacancies may be freely posted at cost κ . Let $J(z_0)$ be the firm's value if it matches with a worker in some initial period $t = 0$ when aggregate productivity is z_0 ; the value for a firm of posting a vacancy at time 0 is then

$$\Pi_0(z_0) = q(\theta_0)J(z_0) - \kappa. \quad (8)$$

Free entry into vacancy posting guarantees that this value is zero in equilibrium. We entertain two possibilities for wage setting.

Flexible incentive pay economy. In this economy, wages are set according to a dynamic incentive contract. The firm observes the initial value of z_0 and will later observe all realizations of aggregate shocks $\{z_t\}_{t=0}^\infty$. Firms additionally observe idiosyncratic shocks η_t in every period of the match. However, they do not observe workers' effort a_t . They thus cannot observe whether an output realization is high because the worker exerted high effort or received a lucky idiosyncratic shock, a classic moral hazard problem.

When a firm and a worker meet, the firm offers the worker a contract to incentivize effort and maximize firm value. A contract specifies a wage function mapping idiosyncratic shocks and aggregate productivity to realized wages. The contract does not condition on the worker's effort, which is unobservable to the firm, but "recommends" a level of effort given the history of aggregate and idiosyncratic shocks. The worker chooses effort before the realization of the idiosyncratic shock to firm output.¹⁴

Thus, the contract may be summarized by functions $w_t(\eta^t, z^t) \in [\underline{w}, \bar{w}]$ and $a_t(\eta^{t-1}, z^t) \in [\underline{a}, \bar{a}]$ for all t and all realizations of η^t and z^t . Let (\mathbf{w}, \mathbf{a}) denote a contract, with $\mathbf{w} \equiv \{w_t(\eta^t, z^t)\}_{t=0, \eta^t, z^t}^\infty$ and $\mathbf{a} \equiv \{a_t(\eta^{t-1}, z^t)\}_{t=0, \eta^{t-1}, z^t}^\infty$, so that the contract is dynamic and state contingent. Let \mathcal{X} denote the space of possible contracts.

Value of a filled vacancy. Under the contract (\mathbf{w}, \mathbf{a}) and at initial productivity z_0 , the firm's expected present value of profits from a filled vacancy is

$$V(\mathbf{w}, \mathbf{a}; z_0) = \sum_{t=0}^{\infty} (\beta(1-s))^t \int \int (f(z_t, \eta_t) - w_t(\eta^t, z^t)) \tilde{\pi}_t(\eta^t, z^t | z_0, \mathbf{a}) d\eta^t dz^t, \quad (9)$$

where $\tilde{\pi}_t(\eta^t, z^t | \mathbf{a}) \equiv \prod_{\tau=0}^t \pi_\tau(\eta_\tau | \eta^{\tau-1}, a^\tau(\eta^{\tau-1}, z^\tau)) \hat{\pi}_\tau(z^\tau | z_0)$ is the probability of observing a realization of η^t and z^t given the initial z_0 and the contracted effort function \mathbf{a} and $a^\tau(\eta^{\tau-1}, z^\tau)$ is the sequence of effort from periods 0 to τ .

Therefore, firms' period profits are the difference between output and wages. The firm forms an expectation over profit realizations by integrating over the distribution of both aggregate and idiosyncratic shocks, the latter of which depend on effort. The risk-neutral firm discounts period t profits by the economy-wide discount rate β^t and the probability $(1-s)^t$ that the match survives t periods.

The contract maximizes the value of a filled vacancy

$$J(z_0) = \max_{\{w_t(\eta^t, z^t), a_t(\eta^{t-1}, z^t)\}_{t=0, \eta^t, z^t}^\infty \in \mathcal{X}} V(\mathbf{w}, \mathbf{a}; z_0) \quad (10)$$

¹⁴An alternative notation has effort directly affect production, while the firm cannot distinguish effort from η_t . A second alternative notation has contracts mapping from idiosyncratic *output* and aggregate productivity to wages.

subject to the incentive and participation constraints (IC and PC) described below.

Incentive constraint. The worker chooses effort $\tilde{\mathbf{a}} \equiv \{\tilde{a}_t(\eta^{t-1}, z^t)\}_{t=0, \eta^{t-1}, z^t}^\infty$ to maximize utility under the contract. Therefore, the effort suggested by the firm must be incentive compatible; that is, the recommended effort \mathbf{a} must be what is chosen by the worker given the wage contract that the firm offers her. Specifically,

$$[\text{IC}] : \mathbf{a} \in \underset{\{\tilde{a}_t(\eta^{t-1}, z^t)\}_{t=0, \eta^{t-1}, z^t}^\infty}{\operatorname{argmax}} \sum_{t=0}^{\infty} (\beta(1-s))^t \left[\int \int u\left(w_t(\eta^t, z^t), \tilde{a}_t(\eta^{t-1}, z^t)\right) \tilde{\pi}_t(\eta^t, z^t | z_0, \tilde{\mathbf{a}}) d\eta^t dz^t \right. \\ \left. + \beta s \int U(z_{t+1}) \hat{\pi}_{t+1}(z^{t+1} | z_0) dz^{t+1} \right]. \quad (11)$$

Equation (11) is the value of an employed worker at time 0; the IC requires that the recommended effort maximizes the worker's value given the wage contract offered by the firm. The worker discounts period t payoffs by β^t . Their value is the sum of two terms. The first is their value conditional on the match surviving through period t , which occurs with probability $(1-s)^t$. The realized flow payoff to the worker under the contract is her utility from consuming the wage offered by the contract and providing effort, which depends on realizations of aggregate productivity z^t and idiosyncratic productivity η^t . Workers' expected utility integrates over the distribution of aggregate and idiosyncratic productivity shocks. When making their effort choice, workers trade off the disutility from higher effort with the increased probability of realizing a high output draw and, thus, a high wage. The second term of the worker's value is the value conditional on separation. If the contract separates in period t , the worker receives the value of unemployment at the prevailing aggregate productivity z_t . The match separates in period t with probability $(1-s)^{t-1}s$.

Participation constraint. The second constraint on problem (10) is that the contract must promise the worker a value of at least $\mathcal{E}(z_0)$, the "ex ante utility" promised by firms to workers at the start of the contract. Ex ante utility may fluctuate with z_0 due either to bargaining between a matched firm and worker or to changes in workers' outside options. The constraint is

$$[\text{PC}] : \sum_{t=0}^{\infty} (\beta(1-s))^t \left[\int \int u\left(w_t(\eta^t, z^t), a_t(\eta^{t-1}, z^t)\right) \tilde{\pi}_t(\eta^t, z^t | z_0, \mathbf{a}) d\eta^t dz^t \right. \\ \left. + \beta s \int U(z_{t+1}) \hat{\pi}_{t+1}(z^{t+1} | z_0) dz^{t+1} \right] \geq \mathcal{E}(z_0). \quad (12)$$

The left-hand side of inequality (12) is the worker's value under the contract: it is the objective function in equation (11) evaluated at the effort choices suggested by the contract.¹⁵

¹⁵Note that the contract, by conditioning on the aggregate state, may also increase wages if the value of

Ex ante utility. To close the flexible incentive pay economy, we must determine the ex ante utility $\mathcal{E}(z_0)$, which we assume is given by a reduced-form function $\mathcal{B}(z_0)$.¹⁶ Firms commit to providing workers with a utility $\mathcal{B}(z_0)$ over the life of the contract. Common bargaining protocols in the labor search literature implicitly define different functions for $\mathcal{B}(z_0)$. For instance, if firms make take-it-or-leave-it offers to workers, the value of employment is equal to the value of nonemployment: $\mathcal{B}(z_0) = \sum_t \beta^t \mathbb{E}[\xi(z_t)|z_0]$, where $\xi(z_t)$ is the flow value of unemployment. This nests the case in which unemployment benefits or the opportunity cost of unemployment are procyclical (Hagedorn et al., 2013; Chodorow-Reich and Karabarbounis, 2016; Mitman and Rabinovich, 2019). Nash bargaining also implicitly defines an increasing function for $\mathcal{B}(z_0)$, as we prove in Appendix A.1, as do other bargaining protocols such as that in Hall and Milgrom (2008). Our formulation also evokes a notion of unemployment as a “worker discipline device” (Shapiro and Stiglitz, 1984): if the value of employment is low because unemployment at present or in the future is costly, workers will offer higher effort at lower wages.

The reduced-form approach has two advantages. First, our conclusions about the role of bargaining and outside options will be robust to a specific protocol. Second, we can tractably incorporate bargaining into dynamic incentive contract models. Its disadvantage is that $\mathcal{B}(z_0)$ is a reduced-form object, which is not invariant to changes in the primitives of the environment.

Rigid wage economy. Consider a benchmark model with rigid wages and effort following Hall (2005). Wages and effort take exogenous constant values $w_t = \bar{w}$ and $a_t = \bar{a}$ for all firms and all t , regardless of realizations of η^t or z^t . The worker’s value of employment is the utility from the match and the continuation value vis-à-vis the possibility that the match may separate, which is

$$\mathcal{E}(z_0) = \sum_{t=0}^{\infty} (\beta(1-s))^t \left(u(\bar{w}, \bar{a}) + \int \beta s U(z_{t+1}) \hat{\pi}_t(z^{t+1}|z_0) dz^{t+1} \right). \quad (13)$$

Meanwhile, the firm’s value of a filled vacancy is exogenous and given by

$$J^{\text{rigid}}(z_0) = \sum_{t=0}^{\infty} (\beta(1-s))^t \int (f(z_t, \eta_t) - \bar{w}) \tilde{\pi}_t(\eta^t, z^t|z_0, \bar{\mathbf{a}}) d\eta^t dz^t. \quad (14)$$

That is, the value of a filled vacancy is given by the expected present discounted value of production minus the rigid wage, where the expectation is taken over realizations of aggregate

unemployment rises.

¹⁶See Blanchard and Galí (2010) and Michaillat (2012) for this approach in search models without effort.

and idiosyncratic shocks at a fixed effort \bar{a} in all dates and states.

Equilibrium. Given initial unemployment u_0 and a stochastic process $\{z_t, \eta_t\}_{t=0}^\infty$, an equilibrium is a collection of functions $\theta(z)$, $J(z)$, $U(z)$, and $\mathcal{E}(z)$ and contracts $(\mathbf{w}, \mathbf{a})(z)$ such that, for all firms, (i) the tightness θ_t satisfies the free entry condition in equation (8) so that $\Pi_t = 0$ for all t , (ii) unemployment u_t evolves according to equation (6), (iii) the wage and effort functions $(\mathbf{w}, \mathbf{a})(z)$ solve the firm's problem (10)–(12) in the flexible incentive pay economy or $w_t = \bar{w}$ and $a_t = \bar{a}$ in the rigid wage economy, (iv) the value of unemployment $U(z)$ is given by equation (7), (v) the value of employment is given by equation (13) in the rigid wage economy or $\mathcal{E}(z) = \mathcal{B}(z)$ in the flexible incentive pay economy, and (vi) the value of a filled vacancy $J(z)$ or $J^{\text{rigid}}(z)$ is given by equation (10) in the flexible incentive pay economy or equation (14) in the rigid wage economy.

3.2 Incentive Pay and the Impulse Response of Employment

We now study the response of employment to exogenous aggregate productivity shocks in the flexible incentive pay economy. This object is of intrinsic interest and, as we shall see, is important for inflation dynamics. As is standard, employment fluctuations are determined by fluctuations in market tightness, which in turn are governed by fluctuations in firms' expected profits per worker. Therefore, it suffices to study how profits per worker $J(z_0)$ fluctuate with z_0 .

To study profits, we combine the IC and PC into a functional $G(\mathbf{w}, \mathbf{a})$, defined such that $G(\mathbf{w}, \mathbf{a}) \leq 0$ holds if and only if (\mathbf{w}, \mathbf{a}) is a feasible contract in \mathcal{X} that satisfies the IC (11) and PC (12). Let $\lambda(z_0)$ denote the costate functional on these constraints. We write the value of a filled job using the functional Kuhn–Tucker Lagrangian:

$$J(z_0) = V(\mathbf{w}^*, \mathbf{a}^*; z_0) - \langle G(\mathbf{w}^*, \mathbf{a}^*; z_0), \lambda^* \rangle, \quad (15)$$

where the star superscripts indicate values under the optimal contract at z_0 . Then, we can decompose the response of firm profits to z_0 , generalizing decomposition (2) from Section

2.¹⁷ The response of profits to aggregate shocks in the flexible incentive pay economy is

$$\begin{aligned}
\frac{dJ(z_0)}{dz_0} = & \underbrace{\frac{\partial}{\partial z_0} V(\mathbf{w}^*, \mathbf{a}^*; z_0)}_{\text{(A) direct productivity effect on profits}} - \underbrace{\left\langle \frac{\partial}{\partial z_0} G(\mathbf{w}^*, \mathbf{a}^*; z_0), \lambda^*(z_0) \right\rangle}_{\text{(B) direct effect on participation and incentives}} \\
& + \underbrace{\sum_{x \in \{\mathbf{w}^*, \mathbf{a}^*\}} [\partial_x V(\mathbf{w}^*, \mathbf{a}^*; z_0) - \langle \partial_x G(\mathbf{w}^*, \mathbf{a}^*; z_0), \lambda^*(z_0) \rangle] \cdot \frac{dx}{dz_0} - \left\langle G(\mathbf{w}^*, \mathbf{a}^*; z_0), \frac{d\lambda^*(z_0)}{dz_0} \right\rangle}_{\text{(C) indirect effects on optimal contract and costates}},
\end{aligned} \tag{16}$$

where ∂_x represents the vector of partial derivatives with respect to some variable x . The direct productivity effect (A) measures how shocks to initial productivity affect the expected present value of output in all periods, where the expectation conditions on initial productivity z_0 and contracted effort \mathbf{a}^* . This is the marginal effect of increasing z_0 on current and expected future y_t , which evaluates to

$$\frac{\partial}{\partial z_0} V(\mathbf{w}^*, \mathbf{a}^*; z_0) = \sum_{t=0}^{\infty} (\beta(1-s))^t \frac{\partial}{\partial z_0} \mathbb{E}[f(z_t, \eta_t) | z_0, \mathbf{a}^*]. \tag{17}$$

Term (B) captures the effects on the constraints. Since z_0 affects the incentive constraint only indirectly, through the contract (\mathbf{w}, \mathbf{a}) , there is no direct effect of z_0 on incentive constraints. Thus, (B) includes only the direct effect of exogenous productivity movements on the participation constraint, which relates to bargaining power and procyclical outside options. If a higher z raises the utility that the firm must promise the worker (i.e., $\mathcal{B}'(z) > 0$), then the firm's profits from vacancy posting will rise by less since the firm receives a combination of lower effort or higher wages when $\mathcal{B}(z)$ rises. The first-order contribution of this term to profit fluctuations is given by

$$-\lambda_{PC}^*(z_0) \left[\frac{\partial}{\partial z_0} \mathcal{B}(z_0) - \sum_{t=0}^{\infty} (\beta(1-s))^t \beta s \frac{\partial}{\partial z_0} \mathbb{E}[U(z_{t+1}) | z_0] \right], \tag{18}$$

where λ_{PC}^* is the Lagrange multiplier on the participation constraint. This term is zero if the values of both employment and unemployment are acyclical—for instance if unemployment benefits are acyclical and firms make take-it-or-leave-it offers to workers. In general, however, the term will be nonzero if workers' ex ante utility is procyclical because of either a procyclical value of unemployment or bargaining.

The (C) term captures the effects that the shock has on profits through changes in the

¹⁷The notation $\langle x, x^* \rangle$ denotes the value of the linear functional x^* at a point x . This notation is necessary because there is a continuum of constraints—see Section 3.1.1 of Golosov et al. (2016) for a formal definition of Lagrangians with this notation.

firm’s choice variables. (C) has three pieces. First, the shock may shift the optimal contract’s wage function \mathbf{w}^* . This is the wage effect: the wage paid for each future realization of η^t and z^t may differ for contracts signed at different initial aggregate productivity levels z_0 . Second, the shock may shift the optimal contract’s recommended effort function \mathbf{a}^* , which affects output. This is the incentive effect. Finally, the shock may shift the value of the costates on the participation and incentive constraints.

Equivalence to rigid wages. We now show that wage cyclicalities from incentives does not dampen the response of unemployment to shocks. As in our discussion of the static model, the argument proceeds in two steps. First, we use an envelope logic to show that the (C) term in equation (16)—capturing the effect on profits via changes in optimal wages and effort—is zero. Second, to focus on incentives, we temporarily make assumptions that remove bargaining power or changes in outside options so that the (B) term in equation (16) is also zero.

The main technical challenge for the proof is, therefore, to transform the problem so that an envelope theorem applies. Common general envelope theorems (e.g., Milgrom and Segal, 2002) are not well suited for studying problems with a continuum of nonconvex constraints.¹⁸ The firm’s problem has this feature since there is a continuum of incentive compatibility constraints, which are not generally convex. Below, we provide a set of sufficient conditions under which an envelope theorem can be applied to our problem when $\mathcal{B}(z_0)$ does not vary.

Assumption 1. *The set of feasible contracts $(\mathbf{w}, \mathbf{a}) \in \mathcal{X}$ that satisfy the incentive compatibility constraints (11) and participation constraints (12) is nonempty and compact.*

We make the minimal assumption of nonemptiness to allow the optimal contract to exist. We also assume that the set of feasible contracts satisfying the incentive and participation constraints is compact, which allows us to apply a theorem from the applied mathematics literature on sensitivity analysis (Bonnans and Shapiro, 2000). This envelope theorem directly applies when there is a continuum of constraints that may not be convex. In Appendix Section A.3, we provide two alternative sets of sufficient conditions under which the compactness assumption is satisfied.¹⁹ Our sufficient conditions are “high-level” because they do not necessarily follow from primitive assumptions of the environment. Unfortunately, “lower-level”

¹⁸Existing general envelope theorems are typically applied to the agent’s objective, whereas we apply an envelope theorem to the principal’s objective.

¹⁹Our first sufficient condition is that matches last at most T periods for T finite and that firms believe η and z have a finite support. Continuous processes can be arbitrarily well approximated by such discrete processes. This assumption can be interpreted as a behavioral friction in which firms and workers can consider only N decimal places for innovations to z for an arbitrarily large N . Our second possible sufficient condition is that contracts are continuous and twice differentiable in their arguments $\{\eta^t, z^t\}$, with uniformly bounded first and second derivatives. In addition, in Appendix Section A.2.2, we show that the envelope theorem can

assumptions that guarantee compactness in this setting are difficult to find—as, for instance, Kocherlakota (2004) and Golosov et al. (2016) discuss. However, our assumptions are less restrictive than most in the literature studying dynamic incentive contracts. For instance, we do not impose a particular utility function, we allow persistent idiosyncratic shocks, and we do not require the “inverse Euler equation” of Rogerson (1985) to hold.

We will need to define an “impulse response” to present our results. Denote $z_t = \mathbb{E}[z_t|z_0] + \varepsilon_t$, where, by definition, ε_t is the cumulative innovation to the process for z between 0 and t and ε_0 is known to be 0. We will study the response of market tightness to changes in z_0 while holding fixed ε_t for all t , which is the impulse response of market tightness to changes in initial productivity z_0 . In addition, let $\mathbf{\Gamma}^*(z_0)$ denote the set of optimal contracts $(\mathbf{w}^*, \mathbf{a}^*)$ solving the firm problem (10) given z_0 .

Our next analytical result considers a benchmark in which all wage cyclicality is due to incentives. To this end, we consider a version of the flexible incentive pay economy in which firms make workers take-it-or-leave-it offers and unemployment benefits are acyclical. In this economy, all wage fluctuations are due to incentives rather than bargaining or outside options, and so the (B) term from equation (16) that relates to bargaining and outside options is eliminated.

Theorem 1. *Suppose that (i) Assumption 1 holds, (ii) the firm makes take-it-or-leave-it offers to workers, and the flow value of unemployment is constant $\xi(z_t) = \xi$. The first-order impulse response of market tightness to a change in aggregate productivity $d \ln z_0$ is*

$$d \ln \theta_0 = \frac{1}{\nu_0} \frac{\sum_{t=0}^{\infty} (\beta(1-s))^t \frac{\partial}{\partial \ln z_0} \mathbb{E}[f(z_t, \eta_t)|z_0, \mathbf{a}^*] d \ln z_0}{\sum_{t=0}^{\infty} (\beta(1-s))^t \mathbb{E}[f(z_t, \eta_t) - w_t^*|z_0, \mathbf{a}^*]} \quad (19)$$

in the flexible incentive pay economy, for some optimal contract $(\mathbf{w}^, \mathbf{a}^*)$ in $\mathbf{\Gamma}^*(z_0)$, where ν_0 is the negative of the elasticity of job filling with respect to tightness. The first-order response of market tightness to aggregate shocks in a rigid wage economy with $w = \bar{w}$ and $a = \bar{a}$ is*

$$d \ln \theta_0 = \frac{1}{\nu_0} \frac{\sum_{t=0}^{\infty} (\beta(1-s))^t \frac{\partial}{\partial \ln z_0} \mathbb{E}[f(z_t, \eta_t)|z_0, \bar{\mathbf{a}}] d \ln z_0}{\sum_{t=0}^{\infty} (\beta(1-s))^t \mathbb{E}[f(z_t, \eta_t) - \bar{w}|z_0, \bar{\mathbf{a}}]}. \quad (20)$$

Assume further that (i) the production function f is homogeneous of degree one in aggregate productivity z , (ii) $\partial \mathbb{E}[z_t|z_0]/\partial z_0 = 1$ so that either z_t is well approximated by a driftless random walk or $d \ln z_0$ is a permanent shock, and (iii) the optimal incentive contract at the nonstochastic steady state for z_t is unique. Then, the impulse response of market tightness

be applied to our problem under a stronger set of sufficient conditions summarized in Assumption 2 below, which allow us to make the problem recursive and apply the “first-order approach”, closer to standard practice (e.g., Farhi and Werning, 2013).

to z in both economies, in the neighborhood of the nonstochastic steady state for z , is equal to

$$\frac{d \ln \theta_0}{d \ln z_0} = \frac{1}{\bar{\nu}} \left(\frac{1}{1 - \Lambda} \right). \quad (21)$$

In both economies, Λ is the steady-state labor share defined as

$$\Lambda \equiv \frac{\sum_{t=0}^{\infty} (\beta (1 - s))^t \mathbb{E}[w_t | \bar{z}, \mathbf{a}]}{\sum_{t=0}^{\infty} (\beta (1 - s))^t \mathbb{E}[f(\bar{z}, \eta_t) | \bar{z}, \mathbf{a}]}, \quad (22)$$

where expectations are evaluated in a steady state with constant aggregate productivity $z_t = \bar{z}$ and $\bar{\nu}$ is the steady-state elasticity of job filling with respect to tightness.

The proof of this theorem, along with the proofs of all other propositions and theorems, is in Appendix A. The proof offers two contracting environments in which the result applies. The first is one in which the space of mechanisms offered is compact. This is the case, for instance, when the underlying shocks are discrete. The second environment is one in which we characterize the contract using the first-order approach (FoA) to mechanism design. This first-order approach gives necessary conditions for optimality of the contract. Global optimality can be guaranteed if the solution to these necessary conditions is unique.²⁰

The insight of the theorem is that wage cyclicality due to incentives does not dampen the response of unemployment to shocks. The impulse response of market tightness—and thus unemployment—to exogenous productivity shocks is the same in the two economies. The first economy has flexible incentive pay but no bargaining power or changes in outside options. Equation (19) characterizes the impulse response of tightness to labor productivity shocks with flexible incentive pay as the direct productivity effect scaled by the present value of profits.²¹ The second economy has exogenously fixed wages and effort. Equation (20) characterizes the same impulse response in the rigid wage economy—which is, again, the direct productivity effect scaled by the present value of profits. Therefore, the response of market tightness to exogenous productivity shocks in both economies is identical if they feature the same direct productivity effect and the same present value of profits.

There are two key steps in the proof of this theorem, which is presented in Appendix A.2. First, as in the static model, the free entry condition ensures that changes in profits per worker determine tightness and, hence, unemployment fluctuations. Second, applying an envelope theorem to the firm's optimal contracting problem leads to an outcome equivalent

²⁰In our numerical exercise, as in Edmans et al. (2012), the contract is unique, and we verify that the solution is interior.

²¹If the optimal contract is not unique, then the impulse response depends on the largest direct productivity effect among optimal contracts when productivity increases and the smallest direct productivity effect among optimal contracts when productivity decreases.

to that under wage rigidity. This is because the (B) term in equation (16) is equal to zero with acyclical promised utility, and an envelope theorem implies that the (C) term is zero as well.²² Thus, only the direct effect survives. This is similarly true in the rigid wage model in which there are no changes in wages or effort. This equivalence holds even though the flexible incentive pay economy could feature a highly procyclical present value of wage payments to new hires. The effect of higher wage payments on profits is exactly offset by higher worker effort in the optimal contract.

The final part of the theorem clarifies that the flexible incentive pay and the rigid wage economies have the same dynamics if they are both calibrated to the same steady-state labor share, which is a sufficient statistic for the direct productivity effects. To see the role of the labor share, we make assumptions to simplify the expression for $d \ln \theta_0 / d \ln z_0$ from equations (19) and (20). Suppose that, as in the final part of the theorem, the production function is homogeneous of degree 1, z_t is well approximated by a driftless random walk, and the optimal contract is unique.²³ Then, in the neighborhood of the nonstochastic steady state for aggregate variables, the impulse of market tightness in both economies becomes

$$\frac{d \ln \theta_0}{d \ln z_0} = \frac{1}{\nu_0} \frac{\sum_{t=0}^{\infty} (\beta (1-s))^t \mathbb{E}[f(z_t, \eta_t) | \mathbf{a}, z_0]}{\sum_{t=0}^{\infty} (\beta (1-s))^t \mathbb{E}[f(z_t, \eta_t) - w_t | \mathbf{a}, z_0]}.$$

The numerator is the expected output, while the denominator is the excess output after wage payments. Dividing the numerator and denominator by the expected present value of output yields equation (21). If wages and effort lead to the same labor share in the rigid wage and incentive pay economies, then they feature the same dynamics of market tightness.²⁴ This result holds to the first order, in the neighborhood of the nonstochastic steady state of the model. We will see in the coming sections that, numerically, the result holds globally in a parameterized version of the model.

Our result that incentive wage flexibility does not dampen unemployment fluctuations is general. Characterizing the optimal dynamic contract is difficult in our setting because of features such as persistent idiosyncratic shocks and potentially nonseparable utility between

²²In the proof, we show that, under our definition of an impulse response, shocks to z_0 do not affect the (B) term via the probability measure of future idiosyncratic and aggregate productivity shocks η_t and z_t .

²³These assumptions are made only for exposition. The simplifying assumption that z_t is well approximated by a random walk is common because labor productivity is persistent and innovations are relatively small (e.g., Michaillat, 2012); however, the approximation cannot be exactly correct because z_t belongs to a compact set. The derivation does not impose linearity or nonstochastic behavior with respect to idiosyncratic shocks at the level of an individual job. The derivation applies even if the optimal contract is not unique, provided that all optimal contracts imply the same direct productivity effect.

²⁴The labor share is thus the “fundamental surplus” in this economy, in the sense of Ljungqvist and Sargent (2017). However, the dynamics of wages and effort in our flexible incentive pay economy may be different from those in the economies studied by Ljungqvist and Sargent (2017).

consumption and effort—see, for instance, Golosov et al. (2016) for a discussion of the difficulties. Applying an envelope theorem allows characterization of the response of profits to labor demand shocks *without* our characterizing the optimal contract, so our result holds for general production or utility functions and persistent idiosyncratic shocks. We next show that a similar result holds for the slope of the Phillips curve.

3.3 Incentive Pay and the Slope of the Phillips Curve

This section combines the DMP model with a sticky price final goods sector following Gertler et al. (2008), Blanchard and Galí (2010) and Christiano et al. (2016). We show that wage cyclical due to incentives does not affect the slope of the Phillips curve. We derive a closed-form mapping between unemployment and inflation that holds in both the economy with flexible incentive pay and no bargaining power and the economy with rigid wages, provided they are calibrated to the same steady-state unemployment and output. This result holds because the impulse response of tightness to labor demand shocks determines the slope of the Phillips curve, and the response of market tightness to demand shocks is the same in both economies, as we have seen in the prior section. We focus only on the ingredients necessary to derive the Phillips curve and do not derive the other equations characterizing the economy.

Setup: A model with nominal rigidity. There are two sectors: a retail sector with sticky prices and a wholesale sector that hires workers in a frictional labor market identical to that in the model above. Since the ingredients are standard, we discuss them briefly.

Retail sector. There is a unit measure of retailers with Dixit–Stiglitz monopoly power, who sell to a final output producer. In particular, retailer j produces output $Y_{jt} = A_t H_{jt}$, where A_t is an exogenous TFP shock that we normalize to have a steady-state value of 1. H_{jt} is a quantity of a wholesale good purchased from a competitive wholesale sector at a real price z_t . Therefore, z_t/A_t represents real marginal costs to the retail sector. Retailer j sets its price P_{jt} subject to a demand curve $Y_{jt} = (P_t/P_{jt})^{-\alpha} Y_t$, where $Y_t = \left[\int_0^1 (Y_{jt})^{1-\frac{1}{\alpha}} dj \right]^{\frac{\alpha}{\alpha-1}}$ and $P_t = \left[\int_0^1 P_{jt}^{1-\alpha} dj \right]^{\frac{1}{1-\alpha}}$. Inflation is defined as $1 + \Pi_t \equiv P_{t+1}/P_t$. The retailer is subject to a Calvo sticky price friction, meaning, with i.i.d. probability $1 - \varrho$, the firm can reset its price and, with probability ϱ , the firm must keep the same price.

Wholesale sector. In the wholesale sector, firms sell an aggregate quantity of wholesale output, $H_t = \int_0^1 H_{it} di$. These firms match with workers in a frictional labor market and produce with a per worker production function $\tilde{f}(\eta_t)$; hence, real revenues per worker are $z_t \tilde{f}(\eta_t)$. The frictional labor market is identical to that in the model above, with a choice of

real revenue per worker $f(z_t, \eta_t) = z_t \tilde{f}(\eta_t)$. Until now, z_t has been an exogenous term representing labor productivity. In this section, z_t is the real price of a unit of wholesale output—a component of marginal costs for the retail sector—which is determined endogenously. Let \bar{x} be the value of a variable x_t in the aggregate nonstochastic steady state.

Impulse response of tightness and the slope of the Phillips curve. We now establish that the impulse response of tightness to business cycle shocks—the object that we have studied in the section so far—determines the slope of the Phillips curve. We summarize our result in the following proposition.

Proposition 2. *Assume that inflows into and outflows from unemployment are equal at all times. Then, to the first-order and in the neighborhood of the zero inflation and nonstochastic steady state, the Phillips curve for prices is*

$$\Pi_t = \beta E_t \Pi_{t+1} - \frac{\vartheta}{\zeta (1 - \bar{\nu}) \bar{u} (1 - \bar{u})} (u_t - \bar{u}) - \vartheta \ln A_t, \quad (23)$$

where $\vartheta \equiv (1 - \varrho)(1 - \beta\varrho)/\varrho$, \bar{u} is the steady-state value of unemployment and

$$\zeta \equiv \frac{d \ln \theta_t}{d \ln z_t}$$

is the impulse response of tightness to labor demand shocks z_t , evaluated at the steady state.

All proofs in this subsection are contained in Appendix A.5.²⁵ Equation (23) is a standard New Keynesian Phillips curve, which links inflation Π_t to inflation expectations $E_t \Pi_{t+1}$, unemployment u_t , and supply shocks A_t . The coefficient on unemployment, the “slope” of the Phillips curve, has several terms. ϑ is a familiar term representing nominal rigidities to Calvo price setting frictions in the retail market. The denominator of the slope, $\zeta (1 - \bar{\nu}) \bar{u} (1 - \bar{u})$, is a set of parameters relating to the steady state of the frictional labor market, notably ζ . Thus, the impulse response of tightness to labor demand shocks ζ is a key determinant of the slope of the Phillips curve. The same equation holds regardless of whether flexible incentive pay or rigid wages determine wage setting in the frictional labor market. Finally, the supply shock term $\vartheta \ln A_t$ has the standard form.

The proposition shows that a greater impulse response of unemployment to labor demand shocks leads to a flatter slope of the Phillips curve. Therefore, the impulse response of

²⁵The proposition uses the approximation, following Blanchard and Galí (2010), that inflows into and outflows from unemployment are equal at all times. Without this approximation, a similar result holds for a Phillips curve relating inflation to fluctuations in market tightness (see Appendix A.5). This approximation is highly accurate at quarterly frequency when calibrated to data for the United States because job finding rates are high at quarterly frequency (Ljungqvist and Sargent, 2017).

tightness to unemployment summarizes the degree of “real rigidity” coming from the labor market. Intuitively, if the impulse response is large, then firms hire many workers after an aggregate demand shock. Therefore, for a given increase in inflation, production increases significantly, and unemployment falls rapidly—meaning the Phillips curve remains flat. In this sense, the impulse response plays an analogous role to the labor supply elasticity in Walrasian models, which determines real rigidity from the labor market in the New Keynesian model without search (Galí, 2015).

A key corollary of Proposition 2 and Theorem 1 is that incentive wage cyclicalities does not affect the slope of the Phillips curve:

Corollary 3. *Suppose that (i) the assumptions of Theorem 1 hold and (ii) the economy is in the neighborhood of the nonstochastic and zero-inflation steady state. Then, the slope of the price Phillips curve given by equation (23) is the same in both the rigid wage and flexible incentive pay economies, as long as both economies have the same steady-state labor share and unemployment rate.*

Proposition 2 shows that the key input to the slope of the Phillips curve is the elasticity of market tightness to z . Theorem 1 states that as long as the rigid wage and flexible incentive wage economies are calibrated to the same steady-state labor share, they will feature the same elasticity of market tightness to revenue productivity shocks. Therefore, all ingredients of the Phillips curve (23) will be the same across the two economies.

Intuitively, the Phillips curve equivalence can be understood through the behavior of the marginal cost of labor. In the flexible incentive pay economy in which all wage cyclicalities is due to optimal incentive provision, movements in wages are exactly offset by effort movements to a first order. Therefore, the cost per unit of effective labor is rigid, as in the rigid wage model. As a result, output price dynamics are the same in both models as well.

Discussion. This section has shown that incentive pay cyclicalities neither dampens the impulse response of market tightness—and thus employment—to revenue productivity shocks nor affects the slope of the Phillips curve. We now provide more discussion.

First-order results. Our analytical results on the irrelevance of incentive wage cyclicalities and the importance of bargaining hold to the first order rather than globally. Below, we study a globally solved numerical model with consonant results.

User cost of labor and the wage for new hires. Our argument is different from one emphasizing new hire wages or the user cost of labor (Kudlyak, 2014). The irrelevance of flexible incentive pay holds even if the *present value* of new hires’ incentive wages is arbitrarily cyclical.

Endogenous separations. The irrelevance of incentive wage cyclicality continues to hold when separations are endogenous and efficient. Appendix Section A.8 introduces endogenous separations into the incentive pay model and derives an equivalence for the impact elasticity of tightness—and therefore job finding rates—to productivity shocks between the incentive wage model with endogenous separations and a model with exogenously rigid wages, effort and separations.²⁶ However, separation rates—and therefore unemployment movements—may differ in the model with endogenous separations.

Limitations of the result: variables and shocks. The equivalence result does have limitations. The model with incentives implies different output and consumption dynamics from those in the standard model, given the presence of idiosyncratic consumption risk, effort, and endogenously incomplete markets. For instance, changing productivity due to effort suggests a notion of endogenous variable capacity utilization, which is imposed exogenously in standard models (e.g., Christiano et al., 2005).

Moreover, the equivalence result applies only to certain shocks. The baseline model explicitly includes labor productivity shocks, and the New Keynesian version includes TFP shocks. In the New Keynesian version, the equivalence holds for some other shocks as well, such as real interest rate fluctuations associated with monetary policy. However, the equivalence result will not hold for shocks that directly perturb the worker’s participation or incentive constraints, such as shocks to uncertainty or the degree of moral hazard.

Calibrating models of wage rigidity. The equivalence between rigid wages and flexible incentive pay has implications for how to calibrate models of wage rigidity. Empirical papers report measures of wage cyclicality whose interpretation depends on the role of incentives. For instance, the seminal work of Bils (1985) or the literature review of Pissarides (2009) reports the comovement between wages and unemployment. This comovement then serves as the calibration target of standard models of wage rigidity, which do not study incentives and instead feature wage cyclicality attributable to bargaining (e.g., Pissarides, 2009). If, in fact, the wage cyclicality in the data is attributable to incentives, then this calibration strategy will understate the “effective” degree of wage rigidity.

One possibility for calibration is to find measures of wage cyclicality that automatically adjust for incentives. For instance, Hagedorn and Manovskii (2008) calibrate their model to the elasticity of wages with respect to output per worker. This approach seems appealing because incentives affect both wages and output per worker in approximately offsetting ways so that incentives might not affect the comovement between wages and output per worker.

²⁶Similarly, we show that incentive wage cyclicality does not mute the impact response of market tightness when workers’ value under the contract moves together with the value of their outside option due to limited worker commitment for analogous reasons.

However, this approach to calibrating wage rigidity is infeasible when there are business cycle shocks that do not affect output per worker, which can occur when there are nominal rigidities. In practice, the comovement between output per worker and wages has become negative in recent decades, perhaps because of the rising importance of nominal shocks.

The next section pursues a different approach to calibrating models of wage rigidity. Thus far, our dynamic analysis has abstracted from bargaining or procyclical outside options, which feature in standard models. We next study the role of bargaining and ask how to calibrate models when wage cyclicalities reflect both bargaining and incentives.

4 Nonincentive Wage Cyclicalities and a Calibrated Model

This section shows that wage cyclicalities that arise for reasons other than incentives, such as bargaining or outside option fluctuations, do dampen the impulse response of unemployment. However, using a calibrated version of our model, we find that a large share of wage cyclicalities in the data is due to incentives, meaning our results about the irrelevance of incentive wages are relevant for actual unemployment and inflation dynamics. A standard model without incentives, calibrated to weakly procyclical wages, matches the impulse response of unemployment in our incentive pay model calibrated to strongly procyclical wages.

4.1 Wage Cyclicalities Due to Bargaining and Outside Options

We now introduce bargaining power and cyclicalities in workers' outside options. We argue that only wage cyclicalities arising from these sources dampen unemployment responses in a setting with both incentives and bargaining.

For this section, we return to the baseline model without nominal rigidity from Section 3 and introduce some additional notation. Let $\mathcal{Y}(\mathbf{a}^*(z_0), z_0)$ denote the expected present discounted value of output from a match that originates under aggregate productivity z_0 given the optimal effort function $\mathbf{a}^*(z_0)$:

$$\mathcal{Y}(\mathbf{a}^*(z_0), z_0) \equiv \sum_{t=0}^{\infty} (\beta(1-s))^t \int \int f(z_t, \eta_t) \tilde{\pi}_t(\eta^t, z^t | z_0, \mathbf{a}^*(z_0)) d\eta^t dz^t.$$

Likewise, let $\mathcal{W}(z_0)$ denote the present discounted value of wage payments under the optimal wage contract:

$$\mathcal{W}(z_0) \equiv \sum_{t=0}^{\infty} (\beta(1-s))^t \int w_t^*(\eta^t, z^t) \tilde{\pi}_t(\eta^t, z^t | z_0, \mathbf{a}^*(z_0)) d\eta^t dz^t.$$

One can then write the value to the firm of a filled match as $J(z_0) = \mathcal{Y}(\mathbf{a}^*(z_0), z_0) - \mathcal{W}(z_0)$: the difference between the present discounted values of output and wages. Differentiating the value of a filled job $J(z_0)$ with respect to z_0 yields the following expression:

$$\frac{dJ(z_0)}{dz_0} = \frac{\partial \mathcal{Y}(\mathbf{a}^*(z_0); z_0)}{\partial z_0} - \left(\frac{d\mathcal{W}(z_0)}{dz_0} - \partial_{\mathbf{a}} \mathcal{Y}(\mathbf{a}^*(z_0); z_0) \frac{d\mathbf{a}^*}{dz_0} \right). \quad (24)$$

The response of profits to z_0 is given by two terms. The first term is the direct productivity effect on output: the partial derivative of \mathcal{Y} with respect to z . The second term measures the extent to which the present value of wages responds to labor productivity shocks by more than does the present value of effort. The term $\partial_{\mathbf{a}} \mathcal{Y}(\mathbf{a}^*(z_0); z_0)$ rescales procyclical effort movements $d\mathbf{a}^*/dz_0$ so that they are in the same units as wage movements. Theorem 1 showed that this second term is zero when all wage cyclicalities are due to incentives. For short, we therefore refer to nonincentive wage cyclicalities (NWC), defined as

$$\frac{\partial \mathcal{W}^{\text{nonincentive}}(z_0)}{\partial z_0} \equiv \frac{d\mathcal{W}(z_0)}{dz_0} - \partial_{\mathbf{a}} \mathcal{Y}(\mathbf{a}^*(z_0); z_0) \frac{d\mathbf{a}^*}{dz_0}. \quad (25)$$

Our next analytical result requires one more definition. Denote as $\tilde{\mathcal{B}}(z)$ the ex ante utility promised to the worker at the start of the contract, net of her continuation value with regard to separation into unemployment: $\tilde{\mathcal{B}}(z) \equiv \mathcal{B}(z) - \sum_{t=0}^{\infty} (\beta(1-s))^t \beta s \mathbb{E}[U(z_{t+1}) | z_0 = z]$. Fluctuations in $\tilde{\mathcal{B}}(z)$ capture variations in workers' ex ante utility due to, for instance, bargaining power or changes in worker outside options.

Characterizing the response of market tightness to productivity in this setting becomes more difficult when $\tilde{\mathcal{B}}(z)$ is nonconstant, as the set of contracts satisfying the participation constraint now moves directly with z_0 . To make progress, we therefore introduce one additional assumption guaranteeing that the so-called FoA offers a valid solution to the contracting problem:

Assumption 2. *The set of feasible contracts $(\mathbf{w}, \mathbf{a}) \in \mathcal{X}$ is compact and convex. Assume standard Inada conditions on utility, $\lim_{c \rightarrow \underline{w}} u_c(c, a) = \lim_{a \rightarrow \bar{a}} u_c(c, a) = \infty$ and $\lim_{c \rightarrow \bar{w}} u_c(c, a) = \lim_{a \rightarrow \underline{a}} u_c(c, a) = 0$, that the worker's optimal effort choices are determined by the first-order condition to problem (11) and that the density of η_t can be expressed as*

$$\pi_t(\eta_t | \eta^{t-1}, a^t) = \pi_t(\eta_t | \eta_{t-1}, a_t).$$

Under this assumption, the incentive compatibility constraint may be written as the first-order condition to the worker's problem, and the firm's contracting problem may be expressed recursively. This assumption permits the derivation of our second analytical result:

that nonincentive wage cyclicalities mutes unemployment fluctuations.

Proposition 4. *Assume that Assumptions 1 and 2 hold. The impulse response of market tightness to aggregate shocks in the flexible incentive pay economy is*

$$d \ln \theta_0 = \frac{1}{\nu_0} \frac{\sum_{t=0}^{\infty} (\beta (1-s))^t \frac{\partial}{\partial \ln z_0} \mathbb{E}[f(z_t, \eta_t) | z_0, \mathbf{a}^*(z_0)] - \frac{\partial \mathcal{W}^{non-incentive}(z_0)}{\partial \ln z_0}}{\sum_{t=0}^{\infty} (\beta (1-s))^t \mathbb{E}[f(z_t, \eta_t) - w_t^*(z_0) | z_0, \mathbf{a}^*(z_0)]} d \ln z_0, \quad (26)$$

where $\partial \mathcal{W}^{non-incentive}(z_0) / \partial \ln z_0$ is defined in equation (25). Moreover,

$$\frac{\partial \mathcal{W}^{nonincentive}(z_0)}{\partial \ln z_0} > 0 \quad \Longleftrightarrow \quad \tilde{\mathcal{B}}'(z_0) > 0;$$

i.e., *Non-Incentive Wage Cyclicalities are positive if and only if ex ante utility is procyclical.*

Relative to Theorem 1, equation (26) shows that Non-Incentive Wage Cyclicalities (NWC) appears alongside the direct productivity effect. When NWC is high, the impulse response of tightness is small. The proposition also shows that what we have defined as NWC corresponds to the cyclicalities of workers' ex ante utility—NWC is positive if and only if the utility promised to workers at the start of a contract is procyclical.

Suppose that, intuitively, ex ante utility is procyclical. Then, as z_0 increases, workers' wages increase by more than their effort. As a result, workers' ex ante utility increases during booms. At the same time, profits increase by less as z_0 rises since workers capture part of the surplus through higher wages or lower effort. As a result, tightness is less responsive to business cycle shocks. Appealingly, the result does not require us to take a stand on why ex ante utility is cyclical. Various bargaining protocols or cyclicalities in the value of unemployment benefits can lead to procyclical utility at the start of a contract; all of these factors would manifest as positive NWC.

The natural next question is what share of wage cyclicalities in the data is due to incentives. To answer this question, one must measure the cyclicalities of workers' utility at the start of contracts or the cyclicalities of wages holding fixed the effort of the worker. Answering this question is challenging and should be the focus of future empirical work. One possible approach would be to separately measure proxies for incentives and bargaining, such as the cyclicalities of bonus and base pay. However, bonuses may not solely reflect incentive provision: some workers may expect to receive a minimum bonus irrespective of their performance, while stock options reward aggregate stock market appreciations, over which individual managers have little control. Similarly, bonuses do not reflect the full range of incentives that firms may provide: longer-term incentives such as promotions are ubiquitous and also appear procyclical (e.g., Méndez and Sepúlveda, 2012). Instead, we make progress by calibrating a

structural model of incentive pay to match micromoments of wage adjustment.

4.2 Numerical Analysis: Calibration

Parameterizing the model. To calibrate the model, we parameterize the production function, utility function, ex ante utility, and information structure following Edmans et al. (2012). All other aspects of the environment are the same as those of the flexible incentive pay economy in Section 3.

Production function. The firm’s production function is $y = z(a + \eta)$. Idiosyncratic profit shocks η are assumed to be i.i.d. over time and across individuals and normally distributed with zero mean and standard deviation σ_η . σ_η determines the extent to which firms can infer workers’ effort, which is key for incentive pay.

Preferences. We assume that workers’ utility function is given by $u(c, a) \equiv \ln c - \frac{a^{1+1/\epsilon}}{1+1/\epsilon}$. ϵ governs the Frisch elasticity of effort, which determines how costly effort is to workers.

Information structure. We make the “effort after noise” assumption as in Edmans et al. (2012): workers observe the idiosyncratic profit shock η before making an effort choice. Thus, there is an incentive compatibility constraint for each value of η . Following Edmans et al. (2012), we assume that a unique level of effort $a(z^t)$ is implemented regardless of the idiosyncratic shock η .²⁷ However, effort varies with the history of aggregate productivity z^t .

Ex ante utility. We assume that firms make take-it-or-leave-it offers to workers who face procyclical unemployment benefits. Workers’ flow unemployment benefits take the form $b(z) = \gamma z^\chi$. Here, γ specifies the level of unemployment benefits when $z = 1$, while χ determines the elasticity of unemployment benefits to aggregate productivity. This specification is a log-linear approximation of any differentiable $\mathcal{B}(z)$ function, including models in which workers and firms bargain over ex ante utility at the start of the contract.²⁸ However, this specification is numerically tractable in that it abstracts from complications of bargaining and ensures that unemployed workers’ value is given by the present discounted value of expected unemployment benefits. The parameter χ stands for all the reasons why the utility promised to workers at the beginning of an employment relationship may be cyclical—such as fluctuations in either the worker’s outside option (changes in the value of unemployment) or her inside option (bargained utility)—and determines NWC.

²⁷This assumption differs from the setup of the model of Section 3 and is for computational tractability. As Edmans et al. (2012) discusses, without this assumption, a closed form for the optimal contract is unavailable, which prohibits simulating the model.

²⁸Appendix Section A.1 proves this point in the case of Nash bargaining. However, with this interpretation, the function $\mathcal{B}(z)$ is a reduced-form object that is not invariant to changes in the primitives of the environment, as we discussed in Section 3.1.

We now characterize the behavior of wages under the optimal contract following Edmans et al. (2012), which will be useful for motivating our calibration strategy.

Proposition 5. *The earnings schedule in the optimal contract satisfies the following difference equation (given initial productivity z_0):*

$$\ln(w_t(\eta^t, z^t)) = \ln(w_{t-1}(\eta^{t-1}, z^{t-1})) + \psi h'(a_t)\eta_t - \frac{1}{2}(\psi h'(a_t)\sigma_\eta)^2, \quad (27)$$

where $\psi = 1 - \beta(1 - s)$ and $w_{-1}(z_0)$, which initializes the difference equation, is defined in the proof of the proposition.

A proof is provided in Appendix A and closely follows that of Edmans et al. (2012). Equation (27) characterizes wage growth. The pass-through of idiosyncratic shocks to wages, $\psi h'(a_t)\eta_t$, corresponds to incentives. If the marginal disutility of effort h' is high, there must be a high pass-through from η to wages to induce workers to supply the optimal effort level. To satisfy dynamic incentives, the pass-through of idiosyncratic productivity shocks to wages is scaled down by a quantity ψ that reflects discounting. Exponentiating equation (27), one observes that wages are a random walk: the expectation of wages in period $t + h$ is equal to the level of wages in period t . The random walk property is a consequence of the inverse Euler equation (Rogerson, 1985). Thus, rescaled wages at the start of the job, w_{-1}/ψ , are equal to the expected present discounted value (EPDV) of wage payments.

Calibration: Separating bargaining and outside options from incentives. Our goal is to infer the role of bargaining and outside options versus that of incentives in determining wage cyclicality. We disentangle these forces with two sets of moments: the cyclicality of the wage for new hires, which informs nonincentive wages, and the pass-through of idiosyncratic firm output shocks into wages as well as the variance of workers' wage growth, both of which inform incentives. That is, wage fluctuations after the start of the match inform incentives, while wage fluctuations at the start of the contract inform NWC.

We calibrate the parameters of the labor search block largely following the standard practice of Petrosky-Nadeau and Zhang (2017).²⁹ Productivity is assumed to follow an AR(1) process in logs, with autocorrelation parameter ρ_z , innovation $\zeta_t \sim \mathcal{N}(0, \sigma_z^2)$, and mean μ_z . We normalize μ_z such that $\mathbb{E}[z_t] = 1$. To account for the effects of effort fluctuations on labor productivity, we calibrate our monthly process for z such that the log of the quarterly average of z_t matches the autocorrelation and standard deviation of the quarterly log TFP series described in Fernald (2014), which accounts for variable capacity utilization in labor. We

²⁹These parameters are the discount rate, the vacancy creation cost, the matching function, and the separation rate. We discuss the details in Appendix Section B.1.

view the TFP series net of variable capacity utilization as a reasonable proxy for exogenous productivity, as labor utilization is a concept highly related to effort.³⁰ This procedure implies a monthly autocorrelation $\rho_z = 0.966$ and standard deviation of shocks $\sigma_z = 0.0056$.³¹

This leaves four parameters to internally calibrate: the variance of noise σ_η , the level and cyclical of ex ante utility χ and γ , and the effort elasticity ϵ . We target the variance of incumbent wage growth, the pass-through of firm shocks into wages, the cyclical of new hire wages, and the average unemployment rate. While we estimate all parameters jointly, these moments have intuitive mappings to particular parameters, which we explore below.

First, the variance of wage growth naturally informs the variance of idiosyncratic profit shocks σ_η . To see this, note that rearranging equation (27) shows that the monthly wage growth of job-stayers is given by $\Delta \ln w_t = \psi h'(a_t)\eta_t - 1/2(\psi h'(a_t)\sigma_\eta)^2$. At an aggregate nonstochastic steady state, $a_t = a^{SS}$, for example, the cross-sectional variance of wage growth is given by $Var(\Delta \ln w) = \psi^2 h'(a^{SS})^2 \sigma_\eta^2$, which is closely tied to the value of σ_η . The firm provides *intertemporal incentives* by exposing the worker to wage-growth risk as in Sannikov (2008). We target a standard deviation of year-over-year wage growth of job-stayers of 0.064 as measured by Grigsby et al. (2021), where we calculate year-over-year wage growth in the model with stochastic z_t by iterating on equation (27) for job-stayers.³²

Second, the pass-through of firm-specific shocks to wages is informative of whether incentives are high powered within the contract, as in classic theories of moral hazard. In particular, this pass-through helps us identify the parameter governing the disutility of effort ϵ . In our model, the expected pass-through from idiosyncratic output shocks to the wages of job-stayers is given by $\mathbb{E}[\partial \ln w / \partial \ln y] = \mathbb{E}[\psi h'(a)(a + \eta)]$, which is directly affected by $h'(a)$. The firm provides *intra-temporal incentives* with the pass-through of output to wages. Intuitively, if $h'(a)$ is high, then workers would prefer not to supply more effort, so the firm must make wages highly dependent on output to incentivize effort.

A large literature seeks to estimate the pass-through to job-stayers' wages of firm-specific profitability shocks; Card et al. (2018) provides a comprehensive survey. We target an average pass-through of firm-level output shocks to wages of 0.039, the value estimated in Martins (2009), which is on the low end of the range reported by Card et al. (2018). Our targeting of a low pass-through value is likely to be a conservative choice, as low pass-through suggests that incentives are not high powered and therefore are a relatively unimportant determinant

³⁰Basu and Kimball (1997) find that variable capacity utilization explains approximately 40–60% of fluctuations in unadjusted TFP and that capacity utilization is procyclical.

³¹We HP-filter the TFP data and model-simulated series with a smoothing parameter of $\lambda = 10^5$, following Shimer (2005), which removes a very low-frequency trend.

³²Hours are observable and thus contractible. We therefore consider earnings per hour—including base pay, bonuses, and overtime—to be the correct empirical counterpart of w_t .

Table 1: Calibrated parameter values

Parameter	Description	Value	Source/Target
<i>Externally Calibrated</i>			
β	Discount Rate	0.990 ^{1/3}	Petrosky-Nadeau and Zhang (2017)
κ	Vacancy Creation Cost	0.450	Petrosky-Nadeau and Zhang (2017)
s	Separation Rate	0.031	CPS E-U Flow Rate
ρ	Autocorrelation: Agg. Productivity	0.966	Autocorrelation: Fernald (2014) TFP
σ_z	Cond. S.D. of Agg. Productivity	0.006	Uncond. S.D.: Fernald (2014) TFP
<i>Internally Calibrated</i>			
γ	Level: Unemployment Benefits	0.461	Average Unemployment Rate
ϵ	Elasticity: Disutility of Effort	2.713	Pass-Through: Profits to Wages
σ_η	S.D.: Idiosyncratic Profit η	0.532	S.D.: Job-Stayer Log Wage Growth
χ	Cyclicalilty: Promised Utility to Worker	0.467	New Hire Wage Cyclicalilty

of wage variation.

Third, we identify γ , which pins down the level of unemployment benefits from the stochastic mean of unemployment. Average unemployment is determined by workers' job finding rates, which in turn are determined by expected profits per worker. γ directly influences expected profits because it governs workers' value of unemployment and shifts the level of the required wage payments to workers. We target an average unemployment rate of 6%, consistent with average U.S. unemployment between 1951 and 2019.

Fourth, we target the cyclicalilty of new hire wages to inform the cyclicalilty of nonemployment benefits χ . Conditional on the parameters governing incentives, the cyclicalilty of new hire wages is highly informative of χ . Intuitively, if the worker's outside option is highly procyclical, so too is her promised utility, and thus, so too will be the present value of her wages. Since wages are a random walk in the optimal contract by equation (27), the cyclicalilty of new hire wages strongly informs the cyclicalilty of the present value of wages. We target a semielasticity of new hire wages to unemployment of -1 , which is at the high end of the range found by Grigsby et al. (2021) and Hazell and Taska (2022), and explore the robustness of our findings to this choice.

Our model links ex post wage pass-through to incentives and not to Nash bargaining. In the face of this particular concern, we target a conservative value of pass-through. Moreover, there is empirical evidence that pass-through is procyclical (Chan et al., 2023), which is consistent with our model and inconsistent with pass-through representing Nash bargaining.³³

³³Appendix B presents details on the estimation algorithm, how we produce moments within the model and the data, and how we calculate the share of wages attributable to incentive wage cyclicalilty.

Numerical results. Table 1 summarizes our calibration, while Table 2 examines the implications for various moments. We estimate that the elasticity of the disutility of effort ϵ is equal to 2.7. Note that standard estimates of micro labor supply elasticities, such as those computed by Chetty (2012), consider how hours vary with wages. Since hours are observable and contractible by the firm, the lower elasticities of hours need not have any relationship with the elasticity of unobservable effort. Intuitively, one might expect the elasticity of effort to be larger than that of hours: while many jobs have a fixed number of hours over which the worker has little control, workers may be able to adjust unobserved effort more elastically.

We find the level of unemployment benefits γ to be 0.46. This value is between the value chosen by Shimer (2005) to match the replacement rate of unemployment benefits (0.4) and that in Hagedorn and Manovskii (2008) to match aggregate wage cyclicality (0.955).³⁴

We estimate the standard deviation of idiosyncratic profit shocks to be $\sigma_\eta = 0.53$, similar to estimates in other labor search calibrations with idiosyncratic shocks (e.g., Schaal, 2017). This, coupled with a sizable elasticity of effort, suggests that incentive provision is a relatively important consideration for the firm. We estimate the cyclicality of flow unemployment benefits χ to be 0.47, implying moderately procyclical promised utility to the worker.³⁵

Table 2 compares key moments in both the data (Column (1)) and calibrated model (Column (2)). The top panel reports the moments that we target in the estimation. The model is able to fit the targeted moments very well. Most notably, we match the cyclicality of new hire wages almost exactly and, if anything, underestimate the pass-through of firm shocks to wages, suggesting that our estimate of the importance of incentives for wage cyclicality is likely a lower bound on its true importance.

The bottom panel of the table shows that the model generates approximately half of the unconditional volatility of aggregate unemployment observed in the data, which is an appropriate figure because labor productivity is not the sole determinant of unemployment fluctuations (Pissarides, 2009). Therefore, even though our main focus is the impulse response of unemployment, our calibrated model does match unconditional unemployment fluctuations reasonably well. Matching the micro moments of wage adjustment, therefore, generates significant unemployment volatility, the reasons for which we will discuss shortly.

Incentive wage cyclicality. Now, we discuss our key numerical result: the model suggests that a significant share of wage cyclicality is due to incentives. As a result, unemployment responds strongly to business cycle shocks despite wages being relatively procyclical.

³⁴Note, however, that unemployed workers do not need to supply effort in this model, which increases the effective flow unemployment value.

³⁵Chodorow-Reich and Karabarbounis (2016) estimate $\chi \approx 0.8$; however, the value of unemployment in our model is different from theirs because workers supply effort and do not have access to financial assets.

Table 2: Model fit to data moments

Moment	Description	Data (1)	Model (2)
<i>Targeted</i>			
$d\mathbb{E}[\ln w_0]/du$	Cyclicalities of new hire wages	−1.000	−1.001
$\mathbb{E}[\partial \ln w_t / \partial \ln y_{it}]$	Within-job pass-through of idiosyncratic shock	0.039	0.036
$\text{std}(\Delta \ln w_t)$	std(ln wage growth for job-stayers)	0.064	0.064
\bar{u}_t	Mean unemployment	0.060	0.060
<i>Untargeted</i>			
std ($\ln u_t$)	Volatility of unemployment (quarterly)	0.203	0.103
Incentive share	Share of wage cyclicalities due to incentives	—	0.457

The model calibration reveals in the final row of Table 2 that approximately 46% of the total wage cyclicalities is due to incentives. This may seem large. Non-base compensation, which may be associated with incentives, is relatively small for most workers. However, what matters for wage cyclicalities is whether the *marginal* dollar of wages paid is due to incentives or bargaining and outside options. If, for instance, 2% of compensation is incentive pay in the steady state but only incentive pay is cut in response to output shocks, then the share of wage cyclicalities attributable to incentives is 100%. Further, base wages may embed some incentive components if workers can be promoted after good performance.

Because NWC is relatively small, the impulse response of unemployment to business cycle shocks is relatively large. Table 3 reports a number of additional features of our model calibrated in a variety of ways. Column (1) reproduces the baseline calibration as in Table 2. The impulse response of market tightness to business cycle shocks is in the second row. Market tightness responds greatly to exogenous productivity shocks: the elasticity of market tightness to aggregate productivity is 13.6. In turn, unemployment is also volatile.

This occurs despite total wages being quite procyclical. The elasticity of the present value of expected wage payments with respect to productivity is 0.44. However, as we have discussed in previous sections, the stabilizing effect on unemployment of procyclical wages is offset by the amplifying effect of effort and incentives. Because of incentives, the response of the present value of output, \mathcal{Y}_0 , to TFP shocks is a relatively large value of 0.70. As a result, profit fluctuations—and thus market tightness and employment fluctuations—are large despite the procyclicalities of wages. The model implies a labor share (defined as $\mathcal{W}_0/\mathcal{Y}_0$) of 0.96, in line with, for instance, Hall (2005).³⁶

³⁶Since our model does not have capital, the labor share corresponds to the labor share of payroll and rents from search frictions in the labor market, excluding capital (Pissarides, 2000).

Table 3: Model moments: Alternative calibrations

Moment	Model: Source of wage flexibility			
	(1) Incentives + Bargaining	(2) Incentives	(3) Bargaining	(4) Bargaining: $\partial \mathbb{E}[\ln w_0]/\partial u = -0.54$
$d\mathbb{E}[\ln w_0]/du$	-1.00	-0.62	-1.00	-0.54
$d \ln \theta_0 / d \ln z_0$	13.6	17.8	10.4	13.3
$\text{std}(\ln u_t)$	0.10	0.15	0.08	0.10
$\mathcal{W}_0/\mathcal{Y}_0$	0.96	0.96	0.96	0.96
$d \ln \mathcal{W}_0 / d \ln z_0$	0.44	0.39	0.31	0.24
$d \ln \mathcal{Y}_0 / d \ln z_0$	0.70	0.88	0.51	0.51
NWC share	0.54	0.00	1.00	1.00

Notes: New hire wage cyclicalities are targeted, while the second set of moments is untargeted. Column (1) is our baseline model. Column (2) sets $\chi = 0$ and does not target the cyclicalities of new hire wages. Columns (3) and (4) fix effort $a = 1$, set wages to be constant within the contract, and do not target the standard deviation of wage growth or the pass-through. Column (4) targets a cyclicalities of new hire wages of -0.54. The standard deviation of log unemployment is computed at quarterly frequency. x_0 denotes the value of variable x , evaluated at $\ln z = \mu_z$. \mathcal{W} and \mathcal{Y} refer to the expected present value of wage payments and output, respectively. “NWC share” is the share of wage cyclicalities not accounted for by incentives.

To emphasize the role of incentive wage cyclicalities, we consider versions of our model that load all wage cyclicalities in the data onto either incentives or bargaining and outside options. We present the calibration with only incentives in Column (2), which leads to a large impulse response of tightness in row 2.³⁷ Nevertheless, the incentives-only model still generates large wage cyclicalities in row 1. This is a manifestation of our analytical results in a globally solved model. Column (3) presents a version of the model without incentives and with only bargaining, where the impulse response of tightness is relatively small, reflecting the dampening effect of NWC.³⁸

Calibrating simpler models. We argue that the simple version of our model in which all wage cyclicalities are due to bargaining should target a new hire wage cyclicalities given only by NWC—that is, a calibration in which wages are less procyclical than in the data. To illustrate the point numerically, we recalibrate the bargaining-only version of the model targeting a new hire wage cyclicalities of -0.54, which is what we previously inferred to be non-incentive wage cyclicalities.³⁹ Column (4) of Table 3 presents the results of this exercise.

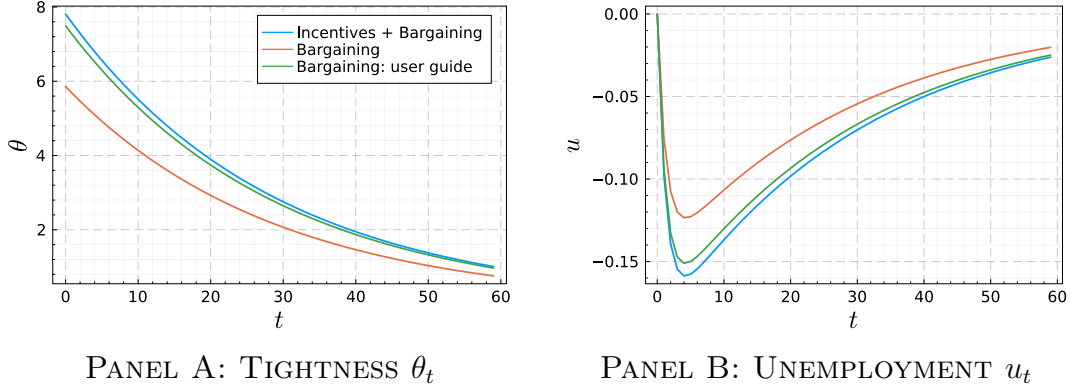
The numerical results show that to produce the correct impulse response of market tight-

³⁷This calibration assumes that the cyclicalities of ex ante utility are zero and do not target wage cyclicalities.

³⁸This calibration turns off incentives by setting the variance of the idiosyncratic profitability shocks to $\sigma_\eta = 0$, exogenously fixing effort $a = 1$, setting $\epsilon = 1$, and setting wages to be fixed within a contract. We attribute all wage cyclicalities in the data to the cyclicalities of promised utility governed by χ .

³⁹We normalize $\epsilon = 1$ for this exercise and solve for fixed wages within the contract. We also drop the standard deviation of log wage growth and the average pass-through of firm shocks as targeted moments.

Figure 2: Impulse response to shock to z_0 with bargaining-only and incentive pay models



Notes: The figure shows impulse responses for five years after a one-standard-deviation shock to z_0 . In Panel A, θ_t is shown in percentage deviations from the steady state (i.e., 100 times the log deviation). In Panel B, u_t is shown as deviations away from the steady state in percentage points (i.e., 100 times the deviation in levels). Further details on the construction of these impulse responses are described in Section B.6.

ness in the simple model with only bargaining, calibrating to target NWC is crucial. When calibrated to NWC, the bargaining-only model features an elasticity of market tightness to exogenous shocks that is nearly identical (13.3) to that in the full model (13.6). Furthermore, both models generate an unconditional standard deviation of log unemployment rates of 0.10. The similar dynamics arise because the two models imply similar ex ante utility cyclicalities even though overall wage flexibility is different: the simple bargaining-only model of column (4) estimates an elasticity of unemployment benefits $\chi = 0.47$, nearly identical to that found under the full model.

Figure 2 plots the impulse of market tightness (Panel A) and unemployment (Panel B) in response to a one-standard-deviation increase in aggregate productivity z , which decays according to an AR(1). The blue line is the response in the full model with both incentives and bargaining. The red line is the response in the bargaining-only model calibrated to the full wage cyclicalities in the data. The green line is the response in the bargaining-only model calibrated to our estimate of NWC in the data. The response of both market tightness and unemployment is approximately 25% less pronounced in the bargaining-only model than in the full model with incentives and bargaining. However, the impulse responses of both tightness and unemployment are nearly identical in the full model and the bargaining-only model calibrated to relatively rigid wages.

Robustness. The key numerical result of this section is that a significant share of wage cyclicalities is due to incentives, leading to volatile unemployment dynamics despite wages being relatively procyclical. Appendix C probes the robustness of this result. Tables C1 and C2 report the estimated parameters and model-implied moments, respectively, when we target different values of wage cyclicalities ranging from -0.5 to -1.5 . We find that the share

of wage cyclicality attributable to incentives declines as we increase the target cyclicality of new hire wages. However, the elasticity of incentive wages to unemployment is always large and relatively stable between -0.37 and -0.49 .

To account for uncertainty in our wage pass-through target, Appendix Figure C1 reports the estimate of the incentive wage cyclicality share as one varies the elasticity of effort supply ϵ , recalibrating the rest of the parameters. The estimated share of wage cyclicality due to incentives is increasing in ϵ , rising to 52% for $\epsilon = 5$ and falling to 23% for $\epsilon = 0.5$.

Next, we study the robustness with respect to our TFP shock series. As noted previously, incentives lead to changes in measured productivity through endogenous effort fluctuations. Our utilization-adjusted TFP series imperfectly corrects for these effort changes. Therefore, we also internally calibrate the exogenous productivity process in our incentive pay model to match moments of average labor productivity in the data. Appendix Tables C1 and C3 report the estimated parameters and model-implied moments, respectively. Calibrated thus, the model continues to infer that incentives account for about 40% of overall wage cyclicality and a large response of market tightness to productivity shocks.⁴⁰

Taking stock, we find that a relatively large share of wage cyclicality in the data is attributable to incentives despite our conservative calibration. Therefore, our model generates a large impulse response of unemployment despite the cyclicality of wages.

5 Conclusion

This paper studies the role of incentive pay in inflation and unemployment dynamics. Embedding a dynamic principal–agent problem into a labor search model with sticky prices leads to two results. First, the wage cyclicality arising from incentives does not dampen the response of unemployment to shocks. Second, the slope of the Phillips curve—the relationship between price inflation and unemployment—is the same with flexible incentive pay and rigid wages. This is because the effective marginal cost of labor is rigid in an optimal contract with a constant participation constraint since effort movements offset wage movements. However, as in standard models, wage fluctuations attributable to nonincentive factors, such as bargaining and outside options, do mute the response of unemployment to shocks.

These results suggest that researchers should assess the extent to which wage cyclicality is due to incentives when calibrating their models. We offer one attempt at such measurement through a calibrated model and find that approximately 46% of the wage cyclicality in the

⁴⁰In Appendix Tables C1 and C3, we also recalibrate the bargaining-only model to target average labor productivity. The bargaining-only model continues to have a significantly smaller impulse response of tightness than does the full model and requires exogenous productivity shocks to be approximately twice as volatile as in the full model to match output fluctuations.

data arises because of firms’ procyclical desire to incentivize worker effort. Models that do not feature incentive pay should therefore target a value of wage cyclicalities significantly lower than that in the data to correctly reproduce the impulse response of unemployment.

Our paper suggests ideas for future research. For instance, incorporating incentive contracting into models offers a promising route to generate endogenous cyclical earnings risk and interesting consumption dynamics. Likewise, future work may be able to relate our framework to capacity utilization and classic theories of labor hoarding (e.g., Burnside et al., 1993). Finally, we hope that future reduced-form work will measure incentive and non-incentive wage cyclicalities separately to complement our more structural approach.

References

- Alvarez, Fernando, Hervé Le Bihan, and Francesco Lippi**, “The Real Effects of Monetary Shocks in Sticky Price Models: A Sufficient Statistic Approach,” *American Economic Review*, 2016, *106* (10), 2817–51.
- Arnoud, Antoine, Fatih Guvenen, and Tatjana Kleineberg**, “Benchmarking Global Optimizers,” 2019.
- Auclert, Adrien, Rodolfo D. Rigato, Matthew Rognlie, and Ludwig Straub**, “New Pricing Models, Same Old Phillips Curves?,” *NBER Working Paper Series*, 2022, *30264*.
- Azariadis, Costas**, “Implicit Contracts and Underemployment Equilibria,” *Journal of Political Economy*, 1975, *83* (6), 1183–1202.
- Barro, Robert I**, “Long-Term Contracting, Sticky Prices, and Monetary Policy,” *Journal of Monetary Economics*, 1977, *3*, 305–308.
- Basu, Susanto and Miles Kimball**, “Cyclical productivity with unobserved input variation,” 1997.
- Basu, Sustanto and Chris House**, “Allocative and Remitted Wages: New Facts and Challenges for Keynesian Models,” in John B. Taylor and Harald Uhlig, eds., *Handbook of Macroeconomics*, Vol. 2, Elsevier, 2016, pp. 297 – 354.
- Beaudry, Paul and John Dinardo**, “The Effect of Implicit Contracts on the Movement of Wages Over the Business Cycle: Evidence from Micro Data,” *Journal of Political Economy*, 1991, *99* (4), 665–688.
- Bellou, Andriana and Bariş Kaymak**, “The Cyclical Behavior of Job Quality and Real Wage Growth,” *American Economic Review: Insights*, 2021, *3* (1), 83–96.
- Bils, Mark J**, “Real Wages over the Business Cycle: Evidence from Panel Data,” *Journal of Political Economy*, 1985, *93* (41), 666–689.
- Bils, Mark, Marianna Kudlyak, and Paulo Lins**, “The Quality-Adjusted Cyclical Price of Labor,” Technical Report, Working Paper 2022.

- , **Yongsung Chang**, and **Sun Bin Kim**, “How Sticky Wages in Existing Jobs Can Affect Hiring,” *American Economic Journal: Macroeconomics*, 2022, *14* (1), 1–37.
- Blanchard, Olivier** and **Jordi Galí**, “Labor markets and monetary policy: A new keynesian model with unemployment,” *American economic journal: macroeconomics*, 2010, *2* (2), 1–30.
- Blanco, Andrés**, **Andrés Drenik**, **Christian Moser**, and **Emilio Zaratiegui**, “A theory of non-coasean labor markets,” Technical Report, Working Paper 2022.
- Bonnans, J. Frédéric** and **Alexander Shapiro**, *Perturbation Analysis of Optimization Problems*, 1 ed., Springer, 2000.
- Brügemann, Björn** and **Giuseppe Moscarini**, “The cyclicity of effective wages within employer-employee matches in a rigid labor market,” *Review of Economic Dynamics*, 2010, *13* (3), 575–596.
- Burda, Michael C**, **Katie R Genadek**, and **Daniel S Hamermesh**, “Unemployment and effort at work,” *Economica*, 2020, *87* (347), 662–681.
- Burnside, Craig**, **Martin Eichenbaum**, and **Sergio Rebelo**, “Labor hoarding and the business cycle,” *Journal of Political Economy*, 1993, *101* (2), 245–273.
- Card, David**, **Ana Rute Cardoso**, **Joerg Heining**, and **Patrick Kline**, “Firms and Labor Market Inequality: Evidence and Some Theory,” *Journal of Labor Economics*, 2018, *36* (S1), S13–S70.
- Chan, Mons**, **Sergio Salgado**, and **Ming Xu**, “Heterogeneous Passthrough from TFP to Wages,” Technical Report, Working Paper 2023.
- Chetty, Raj**, “Bounds on Elasticities with Optimization Frictions: A Synthesis of Micro and Macro Evidence on Labor Supply,” *Econometrica*, 2012, *80* (3), 969–1018.
- Chodorow-Reich, Gabriel** and **Loukas Karabarbounis**, “The cyclicity of the opportunity cost of employment,” *Journal of Political Economy*, 2016, *124* (6), 1563–1618.
- Christiano, Lawrence J**, **Martin Eichenbaum**, and **Charles L Evans**, “Nominal Rigidities and the Dynamic Effects of a Shock to Monetary Policy,” *Journal of Political Economy*, 2005, *113* (1), 1–45.
- , **Martin S Eichenbaum**, and **Mathias Trabandt**, “Unemployment and business cycles,” *Econometrica*, 2016, *84* (4), 1523–1569.
- Devereux, Paul J.**, “The Cyclicity of Real Wages within Employer-Employee Matches,” *Industrial and Labor Relations Review*, 2001, *54* (4), 835–850.
- Doligalski, Paweł**, **Abdoulaye Ndiaye**, and **Nicolas Werquin**, “Redistribution with performance pay,” *Journal of Political Economy Macroeconomics*, 2023, *1* (2), 000–000.
- Doniger, Cynthia**, “Do Greasy Wheels Curb Inequality?,” 2019.
- Edmans, Alex** and **Xavier Gabaix**, “Tractability in incentive contracting,” *Review of Financial Studies*, 2011, *24* (9), 2865–2894.
- , —, **Tomasz Sadzik**, and **Yuliy Sannikov**, “Dynamic CEO Compensation,” *Journal of Finance*, oct 2012, *67* (5), 1603–1647.
- Eichenbaum, Martin**, **Nir Jaimovich**, and **Sergio Rebelo**, “Reference Prices, Costs, and Nominal Rigidities,” *American Economic Review*, February 2011, *101* (1), 234–62.

- Elsby, Michael WL**, “Evaluating the economic significance of downward nominal wage rigidity,” *Journal of Monetary Economics*, 2009, 56 (2), 154–169.
- Elsby, Michael W.L. and Axel Gottfries**, “Firm Dynamics, On-the-Job Search, and Labor Market Fluctuations,” *Review of Economic Studies*, may 2022, 89 (3), 1370–1419.
- Farhi, Emmanuel and Ivan Werning**, “Insurance and taxation over the life cycle,” *Review of Economic Studies*, 2013, 80 (2), 596–635.
- Fernald, John G.**, “A Quarterly, Utilization-Adjusted Series on Total Factor Productivity,” *Federal Reserve Bank of San Francisco Working Paper Series*, 2014, (2012-19).
- Fongoni, Marco**, “Workers’ reciprocity and the (ir) relevance of wage cyclicality for the volatility of job creation,” 2020.
- Fukui, Masao**, “A Theory of Wage Rigidity and Unemployment Fluctuations with On-the-Job Search,” Technical Report 2020.
- Galí, Jordi**, *Monetary policy, inflation, and the business cycle: an introduction to the new Keynesian framework and its applications*, Princeton University Press, 2015.
- **and Thijs Van Rens**, “The vanishing procyclicality of labour productivity,” *The Economic Journal*, 2021, 131 (633), 302–326.
- Gertler, Mark and Antonella Trigari**, “Unemployment Fluctuations with Staggered Nash Wage Bargaining,” *Journal of Political Economy*, 2009, 117 (1), 38–86.
- **, Christopher Huckfeldt, and Antonella Trigari**, “Unemployment Fluctuations, Match Quality, and the Wage Cyclicity of New Hires,” *Review of Economic Studies*, 2020, 87 (4), 1876—1914.
- **, Luca Sala, and Antonella Trigari**, “An Estimated Monetary DSGE Model with Unemployment and Staggered Nominal Wage Bargaining,” *Journal of Money, Credit and Banking*, 2008, 40 (8), 1555–1818.
- Golosov, Mikhail, Aleh Tsyvinski, and Nicolas Werquin**, “Recursive contracts and endogenously incomplete markets,” in “Handbook of Macroeconomics,” Vol. 2, Elsevier, 2016, pp. 725–841.
- Grigsby, John, Erik Hurst, and Ahu Yildirmaz**, “Aggregate Nominal Wage Adjustments: New Evidence from Administrative Payroll Data *,” *American Economic Review*, 2021, 111 (2), 428–471.
- Hagedorn, Marcus and Iourii Manovskii**, “The Cyclical Behavior of Equilibrium Unemployment and Vacancies Revisited,” *American Economic Review*, 2008, 98 (4), 1692–1706.
- **, Fatih Karahan, Iourii Manovskii, and Kurt Mitman**, “Unemployment benefits and unemployment in the great recession: the role of macro effects,” Technical Report, National Bureau of Economic Research 2013.
- Hall, Robert E.**, “Employment Fluctuations with Equilibrium Wage Stickiness,” *The American Economic Review*, 2005, 95 (1), 50–65.
- Hall, Robert E and Paul R Milgrom**, “The Limited Influence of Unemployment on the Wage Bargain,” *American Economic Review*, 2008, 98 (4), 1653–1674.
- Hazell, Jonathon and Bledi Taska**, “Downward Rigidity in the Wage for New Hires,” *MIT*

- Working Paper*, 2022.
- Holmstrom, Bengt**, “Moral hazard and observability,” *The Bell journal of economics*, 1979, pp. 74–91.
- **and Paul Milgrom**, “Aggregation and Linearity in the Provision of Intertemporal Incentives,” *Econometrica*, 1987, 55 (2), 303–328.
- Kehoe, Patrick J. and Virgiliu Midrigan**, “Temporary Price Changes and the Real Effects of Monetary Policy,” 2008.
- Kennan, John**, “Private information, wage bargaining and employment fluctuations,” *The Review of Economic Studies*, 2010, 77 (2), 633–664.
- Keynes, John Maynard**, “the General Theory of Employment, Interest and Money,” 1937, 51 (2), 209–223.
- Kocherlakota, Narayana R.**, “Figuring out the impact of hidden savings on optimal unemployment insurance,” *Review of Economic Dynamics*, 2004, 7 (3), 541–554.
- Kudlyak, Marianna**, “The cyclical cost of the user cost of labor,” *Journal of Monetary Economics*, 2014, 68, 53–67.
- Lemieux, Thomas, W Bentley Macleod, and Daniel Parent**, “Performance Pay and Wage Inequality,” *Quarterly Journal of Economics*, 2009, 124, 1–49.
- Ljungqvist, Lars and Thomas J Sargent**, “The fundamental surplus,” *American Economic Review*, 2017, 107 (9), 2630–65.
- Makridis, Christos and Maury Gittleman**, “On the Cyclical cost of Real Wages and Employment: New Evidence and Stylized Facts from Performance Pay and Fixed Wage Jobs,” *Working Paper*, 2018.
- Marimon, Ramon and Jan Werner**, “The envelope theorem, Euler and Bellman equations, without differentiability,” *Journal of Economic Theory*, 2021, 196, 105309.
- Martins, Pedro S.**, “Rent Sharing Before and After the Wage Bill,” *Applied Economics*, 2009, 41 (17), 2133–51.
- Méndez, Fabio and Facundo Sepúlveda**, “The cyclical cost of skill acquisition: evidence from panel data,” *American Economic Journal: Macroeconomics*, 2012, 4 (3), 128–152.
- Michaillat, Pascal**, “Do matching frictions explain unemployment? Not in bad times,” *American Economic Review*, 2012, 102 (4), 1721–1750.
- Milgrom, Paul and Ilya Segal**, “Envelope theorems for arbitrary choice sets,” *Econometrica*, 2002, 70 (2), 583–601.
- Mitman, Kurt and Stanislav Rabinovich**, “Do Unemployment Benefit Extensions Explain the Emergence of Jobless Recoveries?,” 2019.
- Moen, Espen R. and Åsa Rosén**, “Incentives in competitive search equilibrium,” *Review of Economic Studies*, apr 2011, 78 (2), 733–761.
- Mortensen, Dale T. and Christopher A Pissarides**, “Job Creation and Job Destruction in Theory of Unemployment,” *The Review of Economic Studies*, 1994, 61 (3), 397–415.
- Pavan, Alessandro, Ilya Segal, and Juuso Toikka**, “Dynamic mechanism design: A myerso-

- nian approach,” *Econometrica*, 2014, *82* (2), 601–653.
- Petrosky-Nadeau, Nicolas and Lu Zhang**, “Solving the Diamond-Mortensen-Pissarides model accurately,” *Quantitative Economics*, jul 2017, *8* (2), 611–650.
- Phelan, Christopher**, “Incentives and Aggregate Shocks,” *Review of Economic Studies*, 1994, *61* (4), 681–700.
- Pissarides, Christopher A**, *Equilibrium unemployment theory*, MIT press, 2000.
- , “The Unemployment Volatility Puzzle: Is Wage Stickiness the Answer?,” *Econometrica*, 2009, *77* (5), 1339–1369.
- Ravn, Morten O. and Vincent Sterk**, “Macroeconomic Fluctuations with HANK & SAM: An Analytical Approach,” *Journal of the European Economics Association*, 2021, *19* (2), 1162–1202.
- Rogerson, William P.**, “The First-Order Approach to Principal-Agent Problems,” *Econometrica*, 1985, *53* (6), 1357–1367.
- Rouwenhorst, K Geert**, “10 Asset Pricing Implications of Equilibrium Business Cycle Models,” in “Frontiers of business cycle research,” Princeton University Press, 1995, pp. 294–330.
- Rudanko, Leena**, “Labor market dynamics under long-term wage contracting,” *Journal of Monetary Economics*, 2009, *56* (2), 170–183.
- Sannikov, Yuliy**, “A continuous-time version of the principal-agent problem,” *The Review of Economic Studies*, 2008, *75* (3), 957–984.
- Schaal, Edouard**, “Uncertainty and unemployment,” *Econometrica*, 2017, *85* (6), 1675–1721.
- Shapiro, Carl and Joseph E Stiglitz**, “Equilibrium unemployment as a worker discipline device,” *The American economic review*, 1984, *74* (3), 433–444.
- Shimer, Robert**, “The Cyclical Behavior of Equilibrium Unemployment and Vacancies,” *American Economic Review*, March 2005, *95* (1), 25–49.
- Shin, Donggyun and Gary Solon**, “New Evidence on Real Wage Cyclicalities Within Employer-Employee Matches,” *Scottish Journal of Political Economy*, 2007, *54* (5), 648–660.
- Solon, Gary, Warren Whatley, and Ann Huff Stevens**, “Wage Changes and Intrafirm Job Mobility over the Business Cycle: Two Case Studies,” *ILR Review*, 1997, *50* (3), 402–415.
- Swanson, Eric T**, “Real wage cyclicalities in the Panel Study of Income Dynamics,” *Scottish Journal of Political Economy*, 2007, *54* (5), 617–647.
- Weitzman, Martin L**, “The share economy: Conquering stagflation,” *ILR Review*, 1986, *39* (2), 285–290.
- Zhou, Fei**, “Competitive Search with Repeated Moral Hazard,” Technical Report 2022.

A Analytic Appendix

A.1 Implicit Definition of $\mathcal{B}(z_0)$ with Nash Bargaining

This subsection shows that Nash bargaining implicitly defines a functional form for $\mathcal{B}(z_0)$. Suppose that the firm and worker engage in generalized Nash bargaining over the surplus of the match, and φ is the firm's bargaining power. Firms and workers take as given the utility that workers would receive were they to match with another firm next period $\mathcal{E}(z)$. Promised utility $\mathcal{B}(z_0)$ is implicitly defined by

$$\mathcal{B}(z_0) = \arg \max_{\bar{\mathcal{B}}} J(z_0, \bar{\mathcal{B}})^\varphi (\bar{\mathcal{B}} - U(z_0))^{1-\varphi}.$$

Here, as in the main text, $U(z_0)$ is the value of unemployment at time 0. $J(z_0, \bar{\mathcal{B}})$ is defined by equations (10)-(12) in the main text, replacing $\mathcal{E}(z_0)$ with $\bar{\mathcal{B}}$ in equation (12). Therefore, $\mathcal{B}(z_0)$ is the solution to the standard Nash bargaining problem, albeit in an environment with dynamic incentive pay. The solution is

$$\varphi \frac{\frac{\partial J(z_0, \mathcal{B}(z_0))}{\partial \bar{\mathcal{B}}}}{J(z_0, \mathcal{B}(z_0))} + \frac{(1-\varphi)}{\mathcal{B}(z_0) - U(z_0)} = 0. \quad (28)$$

Note that when a firm and worker bargain, they take the expected outcome of a worker bargaining with other firms as given. Thus $U(z_0)$ does not itself depend directly on $\mathcal{B}(z_0)$. Therefore, equation (28) implicitly characterizes a particular choice for $\mathcal{B}(z_0)$ from the Nash bargain.

A.2 Proof of Theorem 1

First, we derive the relationship between the impulse response of tightness to TFP shocks and the impulse response of firm value to TFP shocks, which will hold in both the flexible incentive pay and the rigid wage economy. From equation (8), the free entry condition is

$$\begin{aligned} q(\theta_0)J(z_0) - \kappa &= 0 \\ \implies J(z_0) &= \frac{\kappa}{q(\theta_0)} \\ \implies \frac{d \ln \theta_0}{d \ln z_0} &= \frac{1}{\nu_0} \frac{d \ln J(z_0)}{d \ln z_0}. \end{aligned} \quad (29)$$

where $-\nu_0$ is the elasticity of the vacancy filling rate given z_0 . That is, the response of market tightness to aggregate productivity shocks is proportional to the response of the value of a filled job, as in the static model.

Now, we derive the dynamics of firm value and tightness in the rigid wage economy, which will also be a warm-up for deriving the dynamics of tightness in the flexible incentive pay economy. Using equation (14) from the main text, the value of a job in the rigid wage economy is

$$\begin{aligned} J^{\text{rigid}}(z_0) &= \sum_{t=0}^{\infty} (\beta(1-s))^t \mathbb{E}[f(z_t, \eta_t) - \bar{w} | z_0, \bar{\mathbf{a}}] \\ \Rightarrow \frac{dJ^{\text{rigid}}(z_0)}{dz_0} &= \sum_{t=0}^{\infty} (\beta(1-s))^t \frac{\partial}{\partial z_0} \mathbb{E}[f(z_t, \eta_t) | z_0, \bar{\mathbf{a}}]. \end{aligned} \quad (30)$$

Using equations (29) and (30) from the Appendix and equation (14) from the main text, tightness dynamics in the rigid wage economy are then

$$\begin{aligned} \frac{d \ln \theta_0}{d \ln z_0} &= \frac{1}{\nu_0} \frac{d \ln J^{\text{rigid}}(z_0)}{d \ln z_0} \\ &= \frac{1}{\nu_0} \frac{z_0}{J^{\text{rigid}}(z_0)} \frac{dJ^{\text{rigid}}(z_0)}{dz_0} \\ &= \frac{1}{\nu_0} \frac{z_0 \sum_{t=0}^{\infty} (\beta(1-s))^t \frac{\partial}{\partial z_0} \mathbb{E}[f(z_t, \eta_t) | z_0, \bar{\mathbf{a}}]}{\sum_{t=0}^{\infty} (\beta(1-s))^t \mathbb{E}[(f(z_t, \eta_t) - \bar{w}) | z_0, \bar{\mathbf{a}}]} \\ &= \frac{1}{\nu_0} \frac{\sum_{t=0}^{\infty} (\beta(1-s))^t \frac{\partial}{\partial \ln z_0} \mathbb{E}[f(z_t, \eta_t) | z_0, \bar{\mathbf{a}}]}{\sum_{t=0}^{\infty} (\beta(1-s))^t \mathbb{E}[(f(z_t, \eta_t) - \bar{w}) | z_0, \bar{\mathbf{a}}]} \end{aligned}$$

which implies the first-order response of log tightness to a change $d \ln z_0$ is

$$d \ln \theta_0 = \frac{1}{\nu_0} \frac{\sum_{t=0}^{\infty} (\beta(1-s))^t \frac{\partial}{\partial \ln z_0} \mathbb{E}[f(z_t, \eta_t) | z_0, \bar{\mathbf{a}}] d \ln z_0}{\sum_{t=0}^{\infty} (\beta(1-s))^t \mathbb{E}[(f(z_t, \eta_t) - \bar{w}) | z_0, \bar{\mathbf{a}}]}, \quad (31)$$

i.e., equation (20) from the main text. Therefore, we have derived the dynamics of tightness in the rigid wage economy.

Next, we turn to dynamics in the flexible incentive pay economy. To start, we must rewrite the firm's problem in the case of flexible incentive pay using the impulse response notation introduced in the main text. Specifically, we let the contracts be given by $(\mathbf{w}, \mathbf{a}) =$

$\{w_t(\eta^t, \varepsilon^t; z_0), a_t(\eta^{t-1}, \varepsilon^t; z_0)\}_{t=0, \eta^t, \varepsilon^t}^\infty$ where $w_t(\eta^t, \varepsilon^t; z_0), a_t(\eta^{t-1}, \varepsilon^t; z_0)$ are continuous functions mapping from the history of idiosyncratic and aggregate shocks, and the initial state, to wages and effort. That is, contracts can depend on z_0 and a cumulative set of deviations from z_0 . We use the fact that we consider impulse responses holding fixed a path of deviations to define the measure

$$\pi_t(\eta^t, \varepsilon^t | \mathbf{a}(z_0)) = \prod_{\tau=0}^t \pi_\tau(\eta^\tau | \eta^{\tau-1}, a^\tau(\eta^{\tau-1}, \varepsilon^\tau; z_0), \varepsilon^\tau) \pi_\tau(\varepsilon^\tau),$$

where the probability measure does not depend directly on z_0 because η^t is independent of z_0 by assumption, and ε^t does not depend on z_0 by our definition of an impulse response.

Thus, the firm's problem becomes

$$J(z_0) = \max_{\mathbf{w}(z_0), \mathbf{a}(z_0)} \sum_{t=0}^{\infty} (\beta(1-s))^t \int \int (f(\mathbb{E}[z_t | z_0] + \varepsilon_t, \eta_t) - w_t(\eta^t, \varepsilon^t; z_0)) \tilde{\pi}_t(\eta^t, \varepsilon^t | \mathbf{a}(z_0)) d\eta^t d\varepsilon^t \quad (32)$$

subject to participation constraints

$$\begin{aligned} \sum_{t=0}^{\infty} (\beta(1-s))^t & \left[\int \int u(w_t(\eta^t, \varepsilon^t; z_0), a_t(\eta^{t-1}, \varepsilon^t; z_0)) \tilde{\pi}_t(\eta^t, \varepsilon^t | \mathbf{a}(z_0)) d\eta^t d\varepsilon^t \right. \\ & \left. + \beta s \int U(z_{t+1}) \hat{\pi}_t(z^{t+1} | z_0) dz^{t+1} \right] \geq \mathcal{E}(z_0) \end{aligned} \quad (33)$$

and incentive compatibility constraints

$$\begin{aligned} & \sum_{t=0}^{\infty} (\beta(1-s))^t \left[\int \int u(w_t(\eta^t, \varepsilon^t; z_0), \tilde{a}_t(\eta^{t-1}, \varepsilon^t)) \tilde{\pi}_t(\eta^t, \varepsilon^t | \tilde{\mathbf{a}}) d\eta^t d\varepsilon^t \right] \\ & \leq \sum_{t=0}^{\infty} (\beta(1-s))^t \left[\int \int u(w_t(\eta^t, \varepsilon^t; z_0), a_t(\eta^{t-1}, \varepsilon^t; z_0)) \tilde{\pi}_t(\eta^t, \varepsilon^t | \mathbf{a}(z_0)) d\eta^t d\varepsilon^t \right] \end{aligned} \quad (34)$$

for all $\tilde{\mathbf{a}} \in \mathcal{X}$. Finally, let $\Phi \equiv \{(\mathbf{w}, \mathbf{a}) \in \mathcal{X} : G(\mathbf{w}, \mathbf{a}) \leq 0\}$ be the set of feasible contracts that satisfy the IC and PC constraints.

To derive $d \ln J(z_0) / d \ln z_0$ in the flexible incentive pay economy, we seek to apply an envelope theorem. However, it is not trivial to show that an envelope theorem applies in our setting because the firm faces a continuum of constraints which may be non-convex. We, therefore, pursue two proof strategies that rely on different conditions, both of which are satisfied by our quantitative model. Our first proof in Section A.2.1 relies on the compactness of the set of incentive compatible mechanisms that satisfy the PC, as assumed in Assumption

1. We provide two alternative sets of conditions guaranteeing this compactness in Section A.3 below: (i) the time horizon is finite, and η, z have finite support, or (ii) regularity conditions on the contract, which are outlined in Lemma 7.

Our second proof in Section A.2.2 makes the stronger assumptions of Assumption 2 in the main text. These assumptions allow us to reformulate the firm's problem using recursive contracts and a first-order approach (i.e., assuming that the incentive compatibility constraints may be summarized by the first-order condition to the worker's problem). The second proof is useful because it is closer to standard practice (e.g., Farhi and Werning, 2013) and because it derives results for the proof of Proposition 4.

Finally, after applying an envelope theorem, it is straightforward to derive the expression for the elasticity of market tightness in the flexible incentive pay economy with acyclical ex ante utility going to workers at the start of the contract, using similar steps to how we derived the impulse response of tightness in the rigid wage economy and equation (31).

A.2.1 Proof Environment 1: Sequence Problem

We seek to apply Theorem 4.13 of Bonnans and Shapiro (2000), which is reproduced below:

Bonnans and Shapiro (2000) Theorem 4.13 *Consider the following optimization problem:*

$$\min_{x \in \mathcal{X}} V(x, z) \quad \text{subject to } x \in \Phi$$

where z is a member of a Banach space Z , \mathcal{X} is a Hausdorff topological space, $\Phi \subset \mathcal{X}$ is nonempty and closed, and $V : \mathcal{X} \times Z \rightarrow \mathbb{R}$ is continuous. Let the value function be defined as

$$J(z) \equiv \inf_{x \in \Phi(z)} V(x, z)$$

and the optimal control set be given by

$$\Gamma^*(z) \equiv \arg \min_{x \in \Phi(z)} V(x, z).$$

Suppose that $z_0 \in Z$ and

1. For all $x \in \mathcal{X}$ the function $V(x, \cdot)$ is Gateaux differentiable
2. $V(x, z)$ and its partial Fréchet derivative with respect to z , given by $D_z V(x, z)$, are continuous on $\mathcal{X} \times Z$
3. There exists $M \in \mathbb{R}$ and a compact set $C \subset \mathcal{X}$ such that for every z near z_0 the set $A(z) \equiv \{x \in \Phi : V(x, z) \leq M\}$ is non-empty and contained in C .

Then the optimal value function $z(\cdot)$ is Fréchet directionally differentiable at z_0 and

$$J'(z_0, d) = \inf_{x \in \Gamma^*(z_0)} D_z V(x, z_0) d,$$

where d is the direction of the Fréchet derivative and $J'(z_0, d)$ is the Fréchet derivative of J with respect to z in that direction.

This theorem provides conditions under which the total derivative of the value function with respect to some parameter z is equal to the partial derivative of the value function with respect to that parameter, taking the smallest product of the partial derivative and direction across the optimal control set. We verify the conditions of the theorem apply to the firm's problem, noting that the direction d corresponds to the sign of the increment $d \ln z_0$ in our uni-dimensional context.

First, the space of possible aggregate productivities Z is clearly a Banach space, and the set of feasible contracts \mathcal{X} is a Hausdorff topological space. By Assumption 1, Φ is non-empty. In addition, the firm's objective function $V(x, z)$ is continuous and is Gateaux differentiable since effort is assumed to continuously influence the measure of idiosyncratic profit shocks η . So, too, is its partial Fréchet derivative.

Thus, all that remains to be verified is: (i) the constraint set does not depend directly on z_0 and (ii) condition three of the theorem of Bonnans & Shapiro holds. To verify that the constraint set does not depend directly on z_0 , note that by inspection, the incentive constraints (11) do not depend on z_0 . With take it or leave it wage offers and acyclical unemployment benefits, as in the assumption of the Theorem, the participation constraint (12) simplifies to

$$\begin{aligned} [\mathbf{PC}] : \sum_{t=0}^{\infty} (\beta(1-s))^t & \left[\int \int u\left(w_t(\eta^t, \varepsilon^t; z_0), a_t(\eta^{t-1}, \varepsilon^t; z_0)\right) \tilde{\pi}_t(\eta^t, \varepsilon^t | \mathbf{a}(z_0)) d\eta^t d\varepsilon^t \right. \\ & \left. + \beta s \int U \hat{\pi}_{t+1}(z^{t+1} | z_0) dz^{t+1} \right] \geq \mathcal{E}, \end{aligned} \quad (35)$$

where now, by assumption, U and \mathcal{E} are independent of z . Likewise, the bounds on w and a do not depend on z . Therefore, z does not directly enter the constraints.

Since Φ is compact, also by Assumption 1, we can verify condition 3 of Bonnans and Shapiro (2000) Theorem 4.13. In particular, setting $C = \Phi$ and $M = \max_{z \in [\underline{z}, \bar{z}], x \in \Phi} V(x, z)$ verifies the condition. In this case, C is compact. We also have $A(z) = C = \Phi$ because all contracts x in Φ have a value of less than M .

We have now validated the conditions of Bonnans and Shapiro (2000) Theorem 4.13, and this envelope theorem applies to our problem.

We now apply the envelope theorem. Using the fact that z_0 is scalar we write the right-hand derivative as

$$\begin{aligned}
J'_+(z_0) &= \sup_{x^* \in \mathbf{\Gamma}^*(z_0)} \frac{\partial}{\partial z_0} V(\mathbf{w}^*, \mathbf{a}^*; z_0) \\
&= \sup_{x^* \in \mathbf{\Gamma}^*(z_0)} \frac{\partial}{\partial z_0} \left[\max_{\mathbf{w}(z_0), \mathbf{a}(z_0)} \sum_{t=0}^{\infty} (\beta(1-s))^t \int \int (f(\mathbb{E}[z_t|z_0] + \varepsilon_t, \eta_t) - w_t(\eta^t, \varepsilon^t; z_0)) \tilde{\pi}_t(\eta^t, \varepsilon^t | \mathbf{a}(z_0)) d\eta^t d\varepsilon^t \right] \\
&= \sup_{x^* \in \mathbf{\Gamma}^*(z_0)} \left[\sum_{t=0}^{\infty} (\beta(1-s))^t \frac{\partial}{\partial z_0} \int \int (f(\mathbb{E}[z_t|z_0] + \varepsilon_t, \eta_t) - w_t(\eta^t, \varepsilon^t; z_0)) \tilde{\pi}_t(\eta^t, \varepsilon^t | \mathbf{a}(z_0)) d\eta^t d\varepsilon^t \right] \\
&= \sup_{x^* \in \mathbf{\Gamma}^*(z_0)} \left[\sum_{t=0}^{\infty} (\beta(1-s))^t \frac{\partial}{\partial z_0} \int \int f(\mathbb{E}[z_t|z_0] + \varepsilon_t, \eta_t) \tilde{\pi}_t(\eta^t, \varepsilon^t | \mathbf{a}(z_0)) d\eta^t d\varepsilon^t \right] \quad (36) \\
&= \sup_{x^* \in \mathbf{\Gamma}^*(z_0)} \left[\sum_{t=0}^{\infty} (\beta(1-s))^t \frac{\partial}{\partial z_0} \mathbb{E}[f(z_t, \eta_t) | \mathbf{a}(z_0)] \right]
\end{aligned}$$

where the second line substitutes in equation (32). Since f is continuously differentiable and Φ is compact, the supremum is attained at an optimum $x_+^* \in \mathbf{\Gamma}^*$. Similarly, we have the left-hand derivative

$$J'_-(z_0) = \inf_{x^* \in \mathbf{\Gamma}^*(z_0)} \left[\sum_{t=0}^{\infty} (\beta(1-s))^t \frac{\partial}{\partial z_0} \mathbb{E}[f(z_t, \eta_t) | z_0, \mathbf{a}^*] \right],$$

and the infimum is attained at an optimum $x_-^* \in \mathbf{\Gamma}^*$. Combining the left- and right-hand derivatives, it follows that to a first-order

$$\begin{aligned}
dJ(z_0) &= \sup_{x^* \in \mathbf{\Gamma}^*(z_0)} \left[\sum_{t=0}^{\infty} (\beta(1-s))^t \frac{\partial}{\partial z_0} \mathbb{E}[f(z_t, \eta_t) | z_0, \mathbf{a}^*] dz_0 \right] \\
&= \max_{x^* \in \mathbf{\Gamma}^*(z_0)} \left[\sum_{t=0}^{\infty} (\beta(1-s))^t \frac{\partial}{\partial z_0} \mathbb{E}[f(z_t, \eta_t) | z_0, \mathbf{a}^*] dz_0 \right] \quad (37)
\end{aligned}$$

where if the increment dz_0 is negative, then, in effect, the supremum converts to an infimum, and the second line replaces the sup with a max because the space of optimal contracts is compact. Noting that the value of $J(z_0)$ is the same for all optimal contracts, the preceding equation implies

$$\frac{dJ(z_0)}{J(z_0)} = \frac{1}{\sum_{t=0}^{\infty} (\beta(1-s))^t \mathbb{E}[f(z_t, \eta_t) - w_t^* | z_0, \mathbf{a}^*]} \max_{x^* \in \mathbf{\Gamma}^*(z_0)} \left[\sum_{t=0}^{\infty} (\beta(1-s))^t \frac{\partial}{\partial z_0} \mathbb{E}[f(z_t, \eta_t) | z_0, \mathbf{a}^*] dz_0 \right]$$

$$\begin{aligned}
\Rightarrow d \ln J(z_0) &= \frac{\max_{x^* \in \Gamma^*(z_0)} \left[\sum_{t=0}^{\infty} (\beta(1-s))^t \frac{\partial}{\partial z_0} \mathbb{E}[f(z_t, \eta_t) | z_0, \mathbf{a}^*] z_0 \frac{dz_0}{z_0} \right]}{\sum_{t=0}^{\infty} (\beta(1-s))^t \mathbb{E}[f(z_t, \eta_t) - w_t^* | z_0, \mathbf{a}^*]} \\
&= \frac{\max_{x^* \in \Gamma^*(z_0)} \left[\sum_{t=0}^{\infty} (\beta(1-s))^t \frac{\partial}{\partial \ln z_0} \mathbb{E}[f(z_t, \eta_t) | z_0, \mathbf{a}^*] d \ln z_0 \right]}{\sum_{t=0}^{\infty} (\beta(1-s))^t \mathbb{E}[f(z_t, \eta_t) - w_t^* | z_0, \mathbf{a}^*]}.
\end{aligned}$$

The above equation and equation (29) then imply

$$\begin{aligned}
d \ln \theta_0 &= \frac{1}{\nu_0} d \ln J(z_0) \\
&= \frac{1}{\nu_0} \frac{\max_{x^* \in \Gamma^*(z_0)} \left[\sum_{t=0}^{\infty} (\beta(1-s))^t \frac{\partial}{\partial \ln z_0} \mathbb{E}[f(z_t, \eta_t) | z_0, \mathbf{a}^*] d \ln z_0 \right]}{\sum_{t=0}^{\infty} (\beta(1-s))^t \mathbb{E}[f(z_t, \eta_t) - w_t^* | z_0, \mathbf{a}^*]} \\
&= \frac{1}{\nu_0} \frac{\sum_{t=0}^{\infty} (\beta(1-s))^t \frac{\partial}{\partial \ln z_0} \mathbb{E}[f(z_t, \eta_t) | z_0, \mathbf{a}^*] d \ln z_0}{\sum_{t=0}^{\infty} (\beta(1-s))^t \mathbb{E}[f(z_t, \eta_t) - w_t^* | z_0, \mathbf{a}^*]}
\end{aligned}$$

where the last equality holds for some $(\mathbf{w}^*, \mathbf{a}^*) \in \Gamma^*(z_0)$. In particular, $(\mathbf{w}^*, \mathbf{a}^*)$ either maximizes the direct productivity effect among optimal contracts if $d \ln z_0$ is positive; or minimizes the direct productivity effect if $d \ln z_0$ is negative. We have derived equation (19) from the main text, characterizing the impulse response of tightness in the flexible incentive pay economy.

To prove the final part of the theorem, we now assume that the left- and right-hand partial derivatives of $dJ(z_0)$ are equal. A sufficient condition for this to hold is that the set of optimal contracts is a singleton.⁴¹ We now derive the simplified expression for tightness dynamics in the neighborhood of the steady state, equation (21) from the main text. Starting from equation (36), we have

$$\begin{aligned}
J'(z_0) &= \max_{x^* \in \Gamma^*(z_0)} \left[\sum_{t=0}^{\infty} (\beta(1-s))^t \frac{\partial}{\partial z_0} \int \int f(\mathbb{E}[z_t | z_0] + \varepsilon_t, \eta_t) \tilde{\pi}_t(\eta^t, \varepsilon^t | \mathbf{a}^*(z_0)) d\eta^t d\varepsilon^t \right] \\
&= \max_{x^* \in \Gamma^*(z_0)} \left[\sum_{t=0}^{\infty} (\beta(1-s))^t \int \int \frac{\partial}{\partial z_0} f(\mathbb{E}[z_t | z_0] + \varepsilon_t, \eta_t) \tilde{\pi}_t(\eta^t, \varepsilon^t | \mathbf{a}^*(z_0)) d\eta^t d\varepsilon^t \right] \\
&= \max_{x^* \in \Gamma^*(z_0)} \left[\sum_{t=0}^{\infty} (\beta(1-s))^t \int \int f_z(z_t, \eta_t) \frac{\partial \mathbb{E}[z_t | z_0]}{\partial z_0} \tilde{\pi}_t(\eta^t, \varepsilon^t | \mathbf{a}^*(z_0)) d\eta^t d\varepsilon^t \right] \\
&= \max_{x^* \in \Gamma^*(z_0)} \left[\sum_{t=0}^{\infty} (\beta(1-s))^t \mathbb{E}[f_z(z_t, \eta_t) | \mathbf{a}^*(z_0)] \frac{\partial \mathbb{E}[z_t | z_0]}{\partial z_0} \right],
\end{aligned}$$

⁴¹When the left- and right-hand derivatives of $dJ(z_0)$ are different, we can still derive tightness dynamics for negative and positive shocks in the neighborhood of the steady state.

which applying a similar reasoning to the derivation of equation (19) implies

$$\begin{aligned}
d \ln \theta_0 &= \frac{1}{\nu_0} \frac{\max_{x^* \in \Gamma^*(z_0)} \left[\sum_{t=0}^{\infty} (\beta(1-s))^t \mathbb{E}[f_z(z_t, \eta_t) | \mathbf{a}^*(z_0)] \frac{\partial \mathbb{E}[z_t | z_0]}{\partial \ln z_0} d \ln z_0 \right]}{\sum_{t=0}^{\infty} (\beta(1-s))^t \mathbb{E}[f(z_t, \eta_t) - w_t^* | z_0, \mathbf{a}^*]} \\
&= \frac{1}{\nu_0} \frac{\max_{x^* \in \Gamma^*(z_0)} \left[\sum_{t=0}^{\infty} (\beta(1-s))^t \mathbb{E}[f_z(z_t, \eta_t) | \mathbf{a}^*(z_0)] z_0 \frac{\partial \mathbb{E}[z_t | z_0]}{\partial z_0} d \ln z_0 \right]}{\sum_{t=0}^{\infty} (\beta(1-s))^t \mathbb{E}[f(z_t, \eta_t) - w_t^* | z_0, \mathbf{a}^*]} \\
&= \frac{1}{\nu_0} \frac{\max_{x^* \in \Gamma^*(z_0)} \left[\sum_{t=0}^{\infty} (\beta(1-s))^t \mathbb{E}[f(\eta_t) | \mathbf{a}^*(z_0)] z_0 d \ln z_0 \right]}{\sum_{t=0}^{\infty} (\beta(1-s))^t \mathbb{E}[f(z_t, \eta_t) - w_t^* | z_0, \mathbf{a}^*]} \\
&= \frac{1}{\nu_0} \frac{\max_{x^* \in \Gamma^*(z_0)} \left[\sum_{t=0}^{\infty} (\beta(1-s))^t \mathbb{E}[\bar{z} f(\eta_t) | \bar{z}, \mathbf{a}^*(\bar{z})] d \ln z_0 \right]}{\sum_{t=0}^{\infty} (\beta(1-s))^t \mathbb{E}[f(\bar{z}, \eta_t) - w_t^* | \bar{z}, \mathbf{a}^*(\bar{z})]} \\
&= \frac{1}{\nu_0} \frac{\max_{x^* \in \Gamma^*(z_0)} \left[\sum_{t=0}^{\infty} (\beta(1-s))^t \mathbb{E}[f(\bar{z}, \eta_t) | \bar{z}, \mathbf{a}^*(\bar{z})] d \ln z_0 \right]}{\sum_{t=0}^{\infty} (\beta(1-s))^t \mathbb{E}[f(\bar{z}, \eta_t) - w_t^* | \bar{z}, \mathbf{a}^*(\bar{z})]} \\
&= \frac{1}{\nu_0} \frac{\sum_{t=0}^{\infty} (\beta(1-s))^t \mathbb{E}[f(\bar{z}, \eta_t) | \bar{z}, \mathbf{a}^*(\bar{z})]}{\sum_{t=0}^{\infty} (\beta(1-s))^t \mathbb{E}[f(\bar{z}, \eta_t) - w_t^* | \bar{z}, \mathbf{a}^*(\bar{z})]} d \ln z_0 \\
&= \frac{1}{\nu_0} \frac{1}{1 - \frac{\sum_{t=0}^{\infty} (\beta(1-s))^t \mathbb{E}[w_t^* | \bar{z}, \mathbf{a}^*(\bar{z})]}{\sum_{t=0}^{\infty} (\beta(1-s))^t \mathbb{E}[f(\bar{z}, \eta_t) | \bar{z}, \mathbf{a}^*(\bar{z})]}} d \ln z_0 \\
&\implies \frac{d \ln \theta_0}{d \ln z_0} = \frac{1}{\nu_0} \frac{1}{1 - \frac{\sum_{t=0}^{\infty} (\beta(1-s))^t \mathbb{E}[w_t^* | \bar{z}, \mathbf{a}^*(\bar{z})]}{\sum_{t=0}^{\infty} (\beta(1-s))^t \mathbb{E}[f(\bar{z}, \eta_t) | \bar{z}, \mathbf{a}^*(\bar{z})]}}; \tag{38}
\end{aligned}$$

The third line uses the fact that $\frac{\partial \mathbb{E}[z_t | z_0]}{\partial z_0} = 1$ because z_t follows a driftless random walk and $f_z(z_t, \eta_t) = \eta_t$ because $f(z_t, \eta_t)$ is homogeneous of degree one in z_t ; the fourth line evaluates derivatives at the non-stochastic state in which $z_t = \bar{z}$; and the sixth line uses the uniqueness of the optimal contract. Equation (38) is the same as equation (21) from the main text for the case of flexible incentive pay economy. The derivation of equation (38) for the case of rigid wages is virtually identical, so we do not repeat it here. This derivation completes the proof of Theorem 1. \square

A.2.2 Proof Environment 2: First Order Approach and Recursive Formulation

We now show how to apply an envelope theorem to the flexible incentive pay problem under the stronger assumptions of Assumption 2 of the main text. This proof is clarifying because the approach is closer to standard practice, and it will also be useful because it derives results that are necessary for Proposition 4. Therefore, for this subsection, we make both Assumptions 1 and 2 from the main text.

The application of the envelope theorem proceeds in three steps in this environment. First, we derive a first-order approach to simplify incentive constraints into local incentive

constraints as in Farhi and Werning (2013) or Pavan et al. (2014). Then, we develop a recursive formulation of the problem. Finally, we use these constructions to prove our main theorem.

Step 1: First Order Approach The first-order condition for a_t in the worker's problem (11) given a contract is

$$0 = \int \int \left[u_a \left(w_t(\eta^t, z^t), a_t(\eta^{t-1}, z^t) \right) \tilde{\pi}_t(\eta^t, z^t | z_0, \mathbf{a}) + u \left(w_t(\eta^t, z^t), a_t(\eta^{t-1}, z^t) \right) \frac{\partial}{\partial a_t} \tilde{\pi}_t(\eta^t, z^t | z_0, \mathbf{a}) \right] d\eta^t dz^t$$

Note that this holds for every t and realization of z^t . Thus, one can remove the outer integral to write first-order incentive constraints as

$$\int \left[u_a \left(w_t(\eta^t, z^t), a_t(\eta^{t-1}, z^t) \right) \pi_t(\eta_t | z^t, \eta^{t-1}, \mathbf{a}) + u \left(w_t(\eta^t, z^t), a_t(\eta^{t-1}, z^t) \right) \frac{\partial}{\partial a_t} \pi_t(\eta_t | z^t, \eta^{t-1}, \mathbf{a}) \right] d\eta_t = 0$$

Step 2: Recursive Formulation We will work with the relaxed problem and develop a recursive formulation of the firm's problem. Notationally, let the value of some variable X in the period t problem be given by X , the value of X in $t - 1$ be given as X_- , and the value of X in $t + 1$ be given by X' . Suppressing explicit dependence of the problem on initial productivity z_0 for notational convenience, the recursive formulation of the firm's problem is then (we now drop the history dependence with the assumption that the process for η is a Markov process):

$$J(v_-, \eta_-, z_-, t) = \max_{a(\eta_-, z), w(\eta, z), v(\eta, z)} \int \int \left[f(\eta, z) - w(\eta, z) + \beta(1-s) J(v(\eta, z), \eta, z, t+1) \right] \pi(\eta | z, \eta_-, a(\eta_-, z)) \hat{\pi}(z | z_-) d\eta dz \quad (39)$$

subject to the following constraints:

$$\omega(\eta, z) = u(w(\eta, z), a(\eta_-, z)) + \beta \left[(1-s) v(\eta, z) + s \int U(z') \hat{\pi}(z' | z) dz' \right] \quad (40)$$

for all η and z realizations,

$$[\lambda] : \quad v_- \leq \int \int \omega(\eta, z) \pi(\eta | z, \eta_-, a(\eta_-, z)) \hat{\pi}(z | z_-) d\eta dz, \quad (41)$$

and the first-order incentive constraints:

$$\int \left[u_a \left(w(\eta, z), a(\eta_-, z) \right) \pi(\eta | z, \eta_-, a) + u \left(w(\eta, z), a(\eta_-, z) \right) \frac{\partial}{\partial a} \pi(\eta | z, \eta_-, a) \right] d\eta = 0. \quad (42)$$

We now explain this problem. The firm begins period t knowing the prior realization of shocks z_- and η_- and inherits a utility it must promise to the worker over the remaining life of the contract, which we denote v_- . The firm's flow profits are the expected output $f(\eta, z)$ minus their expected wage payments $w(\eta, z)$. Firms additionally receive a continuation value with probability $1 - s$, which they discount at rate β . The firm maximizes the sum of flow profits and continuation values by choosing the suggested effort and wage functions for every realization of η and z , as well as a function for the next period's promised utility to the worker $v(\eta, z)$, subject to some constraints that we now describe.

The worker's value under the contract given a realization (η, z) is given by $\omega(\eta, z)$, defined in equation (40). It is equal to the worker's flow utility $u(w(\eta, z), a(\eta_-, z))$ plus a continuation value. With probability s , the match dissolves, and the worker receives the value of unemployment. With probability $1 - s$, the match survives, and the worker receives $v(\eta, z)$.

The recursive version of the participation constraint states that the worker's expected value under the contract must be at least the value promised to them v , and is given by equation (41). Note that v_- in the initial period of the match maps to the utility promised to the worker overall $\mathcal{B}(z_0)$ in the non-recursive formulation of the problem. For periods after the start of the contract, equation (41) may be interpreted as a promise-keeping constraint. Equation (42) is the relaxed incentive constraint described above.

Let the Lagrangian of the recursive problem be defined by $\int \int \mathcal{L}(\cdot) d\eta dz$ for

$$\begin{aligned} \mathcal{L} \equiv & [f(\eta, z) - w(\eta, z; z_0)] \pi(\eta|z, \eta_-, a(\eta_-, z)) \hat{\pi}(z|z_-) \\ & + \beta(1 - s) \left[J(v(\eta, z), \eta, z, t + 1) \right] \pi(\eta|z, \eta_-, a(\eta_-, z)) \hat{\pi}(z|z_-) \\ & - \lambda [v_- - \omega(\eta, z) \pi(\eta|z, \eta_-, a(\eta_-, z)) \hat{\pi}(z|z_-)] \\ & - \gamma(z) \left[u_a \left(w(\eta, z), a(\eta_-, z) \right) \pi(\eta|z, \eta_-, a) + u \left(w(\eta, z), a(\eta_-, z) \right) \frac{\partial}{\partial a} \pi(\eta|z, \eta_-, a) \right], \end{aligned} \quad (43)$$

where λ is the Lagrange multiplier on the participation constraint and $\gamma(z)$ is the multiplier on the incentive constraint given aggregate productivity z . Again, we suppress dependence on z_0 , but the firm's choice variables and the distribution of z and η may all depend on z_0 .

Next, we introduce the change of variable with the notation $z_t = \mathbb{E}[z_t|z_0] + \varepsilon_t$, where by definition, ε_t is the cumulative innovation to the process for z between 0 and t and ε_0 is

known to be 0. One can write the Lagrangian as:

$$\begin{aligned}
\mathcal{L} = & [f(\eta, \mathbb{E}[z|z_0] + \varepsilon) - w(\eta, \varepsilon)]\pi(\eta|\varepsilon, \eta_-, a(\eta_-, \varepsilon))\hat{\pi}(\varepsilon|\varepsilon_-) \\
& + \beta(1-s) \left[J(v(\eta, \varepsilon), \eta, \varepsilon, t+1) \right] \pi(\eta|\varepsilon, \eta_-, a(\eta_-, \varepsilon))\hat{\pi}(\varepsilon|\varepsilon_-) \\
& - \lambda[v_- - \omega(\eta, \varepsilon)\pi(\eta|\varepsilon, \eta_-, a(\eta_-, \varepsilon))\hat{\pi}(\varepsilon|\varepsilon_-)] \\
& - \gamma(\varepsilon) \left[u_a \left(w(\eta, \varepsilon), a(\eta_-, \varepsilon) \right) \pi(\eta|\varepsilon, \eta_-, a) + u \left(w(\eta, \varepsilon), a(\eta_-, \varepsilon) \right) \frac{\partial}{\partial a} \pi(\eta|\varepsilon, \eta_-, a) \right]
\end{aligned} \tag{44}$$

Step 3: Envelope Theorem We seek to apply Theorem 1 of Marimon and Werner (2021), which relies on the following technical assumptions.

Technical Assumptions:

TA1. The set \mathcal{X} of feasible allocations is convex, and f, u, π, u_a , and π_a are continuous functions of $\{a, w, z_0\}$

TA2. The constraint set $\mathcal{G}(z_0) = \{(\mathbf{w}, \mathbf{a}) \in \mathcal{X} : G(\mathbf{w}, \mathbf{a}; z_0) \leq 0\}$ is compact for every $z \in Z$, a neighborhood of z_0 , and there exists a contract (\mathbf{w}, \mathbf{a}) such that the participation constraint (41) is slack.

TA3. The set of optimal contracts is non-empty.

We argue these conditions apply in our setting. \mathcal{X} is convex as the product of segments. Under Assumption 1, \mathcal{X} is compact. Then the constraint set $\mathcal{G}(z_0)$ is a closed subset of a compact and so is compact. What's more, there exists a contract such that the participation constraint is slack since, for every z_0 and promised utility v_- , there exists a feasible continuation value and effort $\omega(\eta, z), a(\eta_-, z)$ that yield strictly higher utility than v_- : that is inequality (41) is strict. Finally, since from Assumption 1, \mathcal{X} is compact and non-empty, the set of optimizers of our continuous objective (i.e., the set of optimal contracts) is non-empty.⁴²

One can now apply the envelope theorem of Marimon and Werner (2021) to argue that the derivative of the value function with respect to all variables the firm chooses and costates $-a^*, w^*, v^*, \lambda^*$, and γ^* – sum to zero. Therefore, differentiating the Lagrangian (44) with

⁴²This envelope theorem is better suited for our purposes than Corollary 5 of Milgrom and Segal (2002) since it does not require compactness assumptions on the support of the shocks.

respect to z_0 and substituting in for $\omega(\eta, \varepsilon)$ yields the right-hand derivative:

$$\begin{aligned} \frac{\partial J(v_-, \eta_-, z_-, t)}{\partial z_0^+} &= \sup_{(\mathbf{w}^*, \mathbf{a}^*) \in \mathbf{\Gamma}^*(z_0)} \int \int \frac{\partial}{\partial z_0} [f(\eta, \mathbb{E}[z|z_0] + \varepsilon)] \pi(\eta|\varepsilon, \eta_-, a^*(\eta_-, \varepsilon)) \hat{\pi}(\varepsilon|\varepsilon_-) d\eta d\varepsilon \\ &+ \beta(1-s) \int \int \frac{\partial}{\partial z_0^+} \left[J(v^*(\eta, \varepsilon), \eta, \varepsilon, t+1) \right] \pi(\eta|\varepsilon, \eta_-, a^*) \hat{\pi}(\varepsilon|\varepsilon_-) d\eta d\varepsilon \\ &+ \beta s \lambda^*(\eta_-, z_-) \int \int \frac{\partial}{\partial z_0} U(\mathbb{E}[z'|z_0] + \varepsilon') \hat{\pi}(\varepsilon'|\varepsilon) \hat{\pi}(\varepsilon|\varepsilon_-) d\varepsilon' d\varepsilon. \end{aligned} \quad (45)$$

This is a refinement of a recursive version of equation (16): the first-order impact of aggregate productivity on the value of a filled job is given by the sum of the direct effect on the firm's flow and continuation values, plus the direct effect on the constraints. Two terms are missing from the fuller decomposition in equation (16). First, the “B-term” features no direct effect on incentive constraints. This arises from the assumption that the distribution of η and ε do not directly depend on z_0 . Second, the “C-term” – the indirect effect on firm value that arises from changes in the contracted wages or effort – does not appear because we have applied the envelope theorem of Marimon and Werner (2021).

We can write explicitly the sequence of participation constraints from time 0 as:

$$\begin{aligned} \lambda_-(z_0) : \quad & \mathcal{E}(z_0) \leq v \\ \lambda_{t-1}(\eta^{t-1}, z^{t-1}) : \quad & v_{t-1}(\eta^{t-1}, z^{t-1}) \leq \int \int \omega(\eta^t, z^t) \pi(\eta_t|z^t, \eta^{t-1}, a(\eta^{t-1}, z^t)) \hat{\pi}(z_t|z^{t-1}) d\eta_t dz_t, \quad \forall t \geq 1. \end{aligned}$$

The corresponding sequential participation constraints are:

$$\begin{aligned} [\lambda_-(z_0)] : \quad & \mathcal{B}(z_0) \leq \sum_{t=0}^{\infty} (\beta(1-s))^t \left[\int \int u\left(w_t(\eta^t, \varepsilon^t; z_0), a_t(\eta^{t-1}, \varepsilon^t; z_0)\right) \tilde{\pi}_t(\eta^t, \varepsilon^t | \mathbf{a}(z_0)) d\eta^t d\varepsilon^t \right. \\ & \left. + \beta s \int U(\mathbb{E}[z_{t+1}|z_0] + \varepsilon_{t+1}) \hat{\pi}_{t+1}(\varepsilon^{t+1}) d\varepsilon^{t+1} \right] \\ [\lambda_\tau(\eta^\tau, \varepsilon^\tau; z_0)] : \quad & \sum_{t=\tau+1}^{\infty} (\beta(1-s))^{t-\tau-1} \left[\int \int u\left(w_t(\eta^t, \varepsilon^t; z_0), a_t(\eta^{t-1}, \varepsilon^t; z_0)\right) \tilde{\pi}_t(\eta^t, \varepsilon^t | \mathbf{a}(z_0)) d\eta^t d\varepsilon^t \right. \\ & \left. + \beta s \int U(\mathbb{E}[z_{t+1}|z_0] + \varepsilon_{t+1}) \hat{\pi}_{t+1}(\varepsilon^{t+1}) d\varepsilon^{t+1} \right] \geq v_\tau(\eta^\tau, \varepsilon^\tau; z_0), \quad \forall \tau = 0, \dots, +\infty \end{aligned} \quad (46)$$

Now we apply the envelope theorem to the problem recursively, replacing \mathcal{E} with its equilib-

rium value \mathcal{B} to obtain

$$\begin{aligned}
\frac{\partial J}{\partial z_0} = & \sup_{\{w^*, a^*\} \in \Gamma^*(z_0)} \sum_{t=0}^{+\infty} \left[\int \int (\beta(1-s))^t \frac{\partial f(\mathbb{E}[z_t|z_0] + \varepsilon_t, \eta_t)}{\partial z_0} \tilde{\pi}_t(\eta^t, \varepsilon^t | \mathbf{a}(z_0)) d\eta^t d\varepsilon^t \right. \\
& - \lambda_-(z_0) \left[\frac{\partial \mathcal{B}(z_0)}{\partial z_0} - \beta s \sum_{t=1}^{+\infty} \int \int (\beta(1-s))^{t-1} \frac{\partial U(\mathbb{E}[z_t|z_0] + \varepsilon_t)}{\partial z_0} \hat{\pi}(\varepsilon^t) d\varepsilon^t \right] \\
& + \sum_{\tau=0}^{\infty} \int \int \lambda_{\tau}(\eta^{\tau}, \varepsilon^{\tau}; z_0) \beta s \left[\sum_{t=\tau+2}^{+\infty} \int \int (\beta(1-s))^{t-\tau-2} \frac{\partial U(\mathbb{E}[z_t|z_0] + \varepsilon_t)}{\partial z_0} \hat{\pi}(\varepsilon^t | \varepsilon^{\tau}) d\varepsilon^t \right] \times \\
& \left. \tilde{\pi}_{\tau}(\eta^{\tau}, \varepsilon^{\tau} | \mathbf{a}(z_0)) d\eta^{\tau} d\varepsilon^{\tau} \right]
\end{aligned} \quad (47)$$

When the outside option of the worker is acyclical and TIOLI, we have:

$$\frac{\partial J(z_0)}{\partial z_0} = \sup_{\{w^*, a^*\} \in \Gamma^*(z_0)} \sum_{t=0}^{\infty} (\beta(1-s))^t \left[\int \int \frac{\partial f(\mathbb{E}[z_t|z_0] + \varepsilon_t, \eta_t)}{\partial z_0} \tilde{\pi}_t(\eta^t, \varepsilon^t | \mathbf{a}^*(z_0)) d\eta^t d\varepsilon^t \right]. \quad (48)$$

The preceding equation is the same as equation (37) from A.2.1, the previous application of the envelope theorem. Therefore, the same manipulations performed at the end of Section A.2.1 yield the market tightness dynamics in Theorem 1. \square

A.3 Sufficient Conditions for Compactness of Φ

This section provides two sets of sufficient conditions for Φ to be compact. The first condition is that η and z have finite support, and contracts last at least T periods for T finite. The second is that contracts are continuous and twice differentiable in their arguments with uniformly bounded first and second derivatives and that T is finite.

Lemma 6. *If η and z have finite support and the time horizon is finite, then the choice set of contracts is compact, and the envelope theorem holds.*

Proof. Suppose $\eta_t \in \{\eta_1, \dots, \eta_N\}$ and $z_t \in \{z_1, \dots, z_M\}$ have finite support and T is finite. We will show that the space of $[w, a]$ functions of (η, z) that are IC and PC is compact.

Consider a sequence of functions $[w_n, a_n]$ that are IC and satisfy the PC. The sequence $[w_n(\eta_1, z_1), a_n(\eta_1, z_1)]$ takes values in a compact set. Therefore, it has a subsequence that converges. Call it $[w_{\phi_{1,1}(n)}(\eta_1, z_1), a_{\phi_{1,1}(n)}(\eta_1, z_1)]$. Now apply the same reasoning to the sequence $[w_{\phi_{1,1}(n)}(\eta_1, z_2), a_{\phi_{1,1}(n)}(\eta_1, z_2)]$; similarly, it is in a compact set, so it has a subsequence that converges.

Through this diagonal argument, we construct $[w_{\phi_{1,1} \circ \phi_{1,2} \dots \phi_{N,M}(n)}, a_{\phi_{1,1} \circ \phi_{1,2} \dots \phi_{N,M}(n)}]$: a sub-sequence of *functions* that converges. Now we need to show that the limiting function is also in the set, that is, it is IC and satisfies PC.

The PC is a closed inequality involving continuous functions. Due to the continuity of the involved functions, the limit of any sequence of functions satisfying the PC will also satisfy it. Analogously, for the incentive compatibility constraint (IC), consider fixing an action $\tilde{a}(\cdot)$. Any sequence of $[w, a]$ satisfying the IC inequality for $\tilde{a}(\cdot)$, by the continuity of the functions involved, will satisfy it at the limit. Since this applies for all $\tilde{a}(\cdot)$, the limiting function must be IC. We began with an arbitrary sequence of $[w, a]$ that are both IC and PC, and we have shown that it has a subsequence converging to a limit that is also IC and PC. Therefore, the space of mechanisms is compact.

We can now employ a standard envelope theorem in this case, given that the choice set is compact and Corollary 4 of Milgrom and Segal (2002) applies. □

Lemma 7. *The set of feasible contracts that satisfy the IC constraints, Φ , is compact if contracts are restricted to being continuous and twice differentiable in their arguments $\{\eta^t, z^t\}$, with uniformly bounded first and second derivatives and the horizon T is finite.*

Proof. We will show that Φ is equicontinuous.⁴³ Let $\Xi = [\underline{\eta}, \bar{\eta}]$ be the set of possible values for η . Consider a set of functions that are continuously differentiable on $[0, 1]$ and such that both the functions and their first and second derivatives are uniformly bounded. This means there exists some real number M such that for every function f in the set and every $x \in \Xi^T \times Z^T$, $\|f(x)\| \leq M$ and for its Jacobian $\|Df(x)\| \leq M$, where $\|\cdot\|$ is the Euclidian norm in $\Xi^T \times Z^T$.

Given $\epsilon > 0$, choose $\delta = \epsilon/2M$. Then for any function f in Φ and any points x and y in $\Xi^T \times Z^T$ such that $\|x - y\| < \delta$, by the mean value theorem, we have $\|f(x) - f(y)\|_\infty = |Df(c)| \cdot \|x - y\|$ for some c in the line $xt + (1 - t)y$, $t \in [0, 1]$. Since $|Df(c)| \leq M$ and $\|x - y\| < \delta = \epsilon/2M$, we get $\|f(x) - f(y)\|_\infty < \epsilon/2$.

Similarly, we can apply the mean value theorem to the Jacobian of f , and since the second derivatives are bounded, an analogous argument to that above yields $\|Df(x) - Df(y)\|_\infty < \epsilon/2$. Therefore $\|f(x) - f(y)\|_{C^1} \equiv \|f(x) - f(y)\|_\infty + \|Df(x) - Df(y)\|_\infty < \epsilon$ and we have shown that Φ is equicontinuous. By the Ascoli Theorem, any sequence in Φ thus has a subsequence that converges. Therefore, Φ is compact. □

⁴³ Φ is said to be equicontinuous at a point $x \in \Xi^T \times Z^T$ if, for every $\epsilon > 0$, there exists a $\delta > 0$ such that for every function f in Φ and every point y in $\Xi^T \times Z^T$, if $\|x - y\| < \delta$ then $\|f(x) - f(y)\|_{C^1} < \epsilon$, where $\|\cdot\|_{C^1}$ is the C^1 norm.

A.4 Decomposition in an Example of an Incentive Contract

Here, we explicitly solve for the static optimal contract of Edmans and Gabaix (2011) in our labor market environment and derive dJ/dz directly. This environment is the static version of our quantitative model. The optimal contract is:

$$\textbf{wage:} \quad \ln(w) = h(a) + h'(a)\eta + \mathcal{B}(z) \quad (49)$$

$$\textbf{effort:} \quad z = \mathbb{E}_\eta [(h'(a) + h''(a)\eta)w] \quad (50)$$

$$\textbf{market clearing:} \quad \frac{\kappa}{q(\theta_0)} = \mathbb{E}_\eta[w] - za \quad (51)$$

Substituting these expressions into equation (4), we have:

$$\frac{dJ}{dz} = \mathbb{E}_\eta \left[a + z \frac{da}{dz} - \left(\frac{dw}{da} \times \frac{da}{dz} + \frac{\partial w}{\partial z} \right) \right] \quad (52)$$

$$= \mathbb{E}_\eta \left[a + z \frac{da}{dz} - \underbrace{(h'(a) + h''(a)\eta) w(z)}_{=z \text{ by optimal effort}} \times \frac{da}{dz} - w(z)\mathcal{B}'(z) \right] \quad (53)$$

$$= \mathbb{E}_\eta [a] - \lambda_0 \mathcal{B}'(z) \quad (54)$$

where we have used the optimal effort equation to simplify the expression. Thus, we see that the change in profits per worker in response to a shock to z is the direct effect minus NWC. \square

A.5 Proof of Phillips Curve Results

Let $dy_t/dx_t|_{SS}$ denote the derivative of a variable y_t with respect to x_t evaluated at the non-stochastic and zero inflation steady state.

The price setting problem of the retailer implies that, in a neighborhood of the zero inflation and non-stochastic steady state

$$\begin{aligned} \Pi_t &= \beta E_t \Pi_{t+1} + \vartheta \left(\ln \frac{z_t}{A_t} - \ln \frac{\bar{z}}{\bar{A}} \right) \\ &= \beta E_t \Pi_{t+1} + \vartheta (\ln z_t - \ln \bar{z}) - \vartheta \ln A_t, \end{aligned} \quad (55)$$

where z_t/A_t is the real marginal cost of the retailer sector, $\vartheta \equiv (1 - \varrho)(1 - \beta\varrho)/\varrho$ and we have normalized $\bar{A} = 1$. This derivation is standard (e.g., Galí, 2015), so we do not repeat

it here. Equations (55) implies

$$\begin{aligned}\Pi_t &= \beta E_t \Pi_{t+1} + \vartheta \frac{d \ln z_t}{d \ln \theta_t} \Big|_{SS} (\ln \theta_t - \ln \bar{\theta}_t) - \vartheta \ln A_t \\ &= \beta E_t \Pi_{t+1} + \frac{\vartheta}{\zeta} (\ln \theta_t - \ln \bar{\theta}_t) - \vartheta \ln A_t\end{aligned}\tag{56}$$

where we use the definition $\zeta \equiv d \ln \theta_t / d \ln z_t|_{SS}$. This yields a Phillips curve relationship between inflation Π_t and market tightness θ_t . If Theorem 1 holds, this relationship is the same in the flexible incentive pay and rigid wage economies since ζ will be the same in both.

We now seek to derive a relationship between inflation and unemployment. First, following Blanchard and Galí (2010), we use the approximation that inflows into and outflows from unemployment are equal at all times. This assumption amounts to imposing $u_t \approx u_{t-1}$ and $\theta_t \approx \theta_{t-1}$ in equation (6) of the main text. Under this assumption, equation (6) implies

$$\begin{aligned}u_t &= u_{t-1} + s(1 - u_{t-1}) - \phi(\theta_{t-1})(1 - s)u_{t-1} \\ \implies u_t &= \frac{s}{s + \theta_t q(\theta_t)(1 - s)}\end{aligned}\tag{57}$$

where we have used that $\phi_t = \theta_t q(\theta_t)$, given that $\phi_t = m(u_t, v_t)/u_t$ and $q_t = m(u_t, v_t)/v_t$. Differentiating this with respect to θ_t yields

$$\begin{aligned}\frac{du_t}{d\theta_t} &= -\frac{s}{[s + \theta_t q(\theta_t)(1 - s)]} \frac{(1 - s)[q(\theta_t) + \theta_t q'(\theta_t)]}{[s + \theta_t q(\theta_t)(1 - s)]} \\ &= -u_t(1 - \nu_t) \frac{(1 - s)q(\theta_t)}{[s + \theta_t q(\theta_t)(1 - s)]} \\ \implies \frac{du_t}{d \ln \theta_t} &= -(1 - \nu_t) u_t \frac{(1 - s)\theta_t q(\theta_t)}{[s + \theta_t q(\theta_t)(1 - s)]} \\ \implies \frac{du_t}{d \ln \theta_t} &= -(1 - \nu_t) u_t (1 - u_t) \\ \implies \frac{d \ln \theta_t}{du_t} &= -\frac{1}{(1 - \nu_t) u_t (1 - u_t)}\end{aligned}\tag{58}$$

where the second to last implication uses

$$1 - u_t = 1 - \frac{s}{s + \theta_t q(\theta_t)(1 - s)} = \frac{\theta_t q(\theta_t)(1 - s)}{s + \theta_t q(\theta_t)(1 - s)}.$$

Therefore, we have, to a first-order,

$$\ln \theta_t - \ln \bar{\theta}_t = \frac{d \ln \theta_t}{du_t} \Big|_{SS} (u_t - \bar{u}) = -\frac{1}{(1 - \bar{\nu}) \bar{u} (1 - \bar{u})} (u_t - \bar{u}) \quad (59)$$

where we use equation (58) and apply a first-order Taylor expansion around the non-stochastic steady state.

Plugging this into equation (56) yields the Phillips curve in Proposition 2

$$\Pi_t = \beta E_t \Pi_{t+1} - \frac{\vartheta}{\zeta (1 - \bar{\nu}) \bar{u} (1 - \bar{u})} (u_t - \bar{u}) - \vartheta \ln A_t \quad (60)$$

A.6 Proof of Proposition 4

First, we derive equation (26) from the main text. From equation (24) we have

$$\frac{dJ(z_0)}{dz_0} = \frac{\partial \mathcal{Y}(\mathbf{a}^*(z_0); z_0)}{\partial z_0} - \left(\frac{d\mathcal{W}(z_0)}{dz_0} - \partial_{\mathbf{a}} \mathcal{Y}(\mathbf{a}^*(z_0); z_0) \frac{d\mathbf{a}^*}{dz_0} \right),$$

and from equation (25) we have

$$\frac{\partial \mathcal{W}^{\text{non-incentive}}(z_0)}{\partial z_0} \equiv \frac{d\mathcal{W}(z_0)}{dz_0} - \partial_{\mathbf{a}} \mathcal{Y}(\mathbf{a}^*(z_0); z_0) \frac{d\mathbf{a}^*}{dz_0}.$$

The preceding two equations imply

$$\begin{aligned} \frac{dJ(z_0)}{dz_0} &= \frac{\partial \mathcal{Y}(\mathbf{a}^*(z_0); z_0)}{\partial z_0} - \frac{\partial \mathcal{W}^{\text{non-incentive}}(z_0)}{\partial z_0} \\ &= \sum_{t=0}^{\infty} (\beta(1-s))^t \frac{\partial}{\partial z_0} \mathbb{E}[f(z_t, \eta_t) | z_0, \mathbf{a}^*] - \frac{\partial \mathcal{W}^{\text{non-incentive}}(z_0)}{\partial z_0} \\ \implies \frac{d \ln J(z_0)}{d \ln z_0} &= \frac{z_0 \left(\sum_{t=0}^{\infty} (\beta(1-s))^t \frac{\partial}{\partial z_0} \mathbb{E}[f(z_t, \eta_t) | z_0, \mathbf{a}^*] - \frac{\partial \mathcal{W}^{\text{non-incentive}}(z_0)}{\partial z_0} \right)}{\sum_{t=0}^{\infty} (\beta(1-s))^t \mathbb{E}[f(z_t, \eta_t) - w_t^* | z_0, \mathbf{a}^*]} \\ &= \frac{\sum_{t=0}^{\infty} (\beta(1-s))^t \frac{\partial}{\partial \ln z_0} \mathbb{E}[f(z_t, \eta_t) | z_0, \mathbf{a}^*] - \frac{\partial \mathcal{W}^{\text{non-incentive}}(z_0)}{\partial \ln z_0}}{\sum_{t=0}^{\infty} (\beta(1-s))^t \mathbb{E}[f(z_t, \eta_t) - w_t^* | z_0, \mathbf{a}^*]}, \end{aligned}$$

which is equation (26) from the main text.

Now, we are going to prove the “moreover” statement that NWC is positive if and only if the promised utility is procyclical. The derivation makes use of equation (47) derived in Section A.2.2. Suppose the optimal contract features optimal choices for wages and effort,

which are in the interior of Φ , which is true under the Inada conditions made in Assumption 2. Then the additional Lagrangian terms after time zero are non-binding, and equation (47) becomes

$$\begin{aligned} \frac{\partial J}{\partial z_0^+} = & \sup_{\{w^*, a^*\} \in \Gamma^*(z_0)} \sum_{t=0}^{\infty} \left[\int \int (\beta(1-s))^t \frac{\partial f(\mathbb{E}[z_t|z_0] + \varepsilon_t, \eta_t)}{\partial z_0} \tilde{\pi}_t(\eta^t, \varepsilon^t | \mathbf{a}^*(z_0)) d\eta^t d\varepsilon^t \right. \\ & \left. - \lambda_{PC}^*(z_0) \left[\frac{\partial \mathcal{B}(z_0)}{\partial z_0} - \beta s \sum_{t=1}^{+\infty} \int \int (\beta(1-s))^{t-1} \frac{\partial U(\mathbb{E}[z_t|z_0] + \varepsilon_t)}{\partial z_0} \hat{\pi}(\varepsilon^t) d\varepsilon^t \right] \right] \end{aligned} \quad (61)$$

Under Assumption 1, \mathcal{X} is compact, and so the supremum is achieved at a contract $\{w^*, a^*\} \in \Gamma^*(z_0)$. Evaluated at that optimum and comparing equation (26) with equation (61) yields

$$\lambda_{PC}^*(z_0) \left[\frac{\partial \tilde{\mathcal{B}}(z_0)}{\partial z_0} \right] = \frac{\partial \mathcal{W}^{non-incentive}(z_0)}{\partial z_0}.$$

Finally, $\lambda_{PC}^*(z_0) > 0$ because the participation constraint must bind on the optimal contract. It immediately follows that $\partial \mathcal{W}^{non-incentive}(z_0)/\partial z_0 > 0$ if and only if $\partial \tilde{\mathcal{B}}(z_0)/\partial z_0 > 0$. \square

A.7 Proof of Proposition 5

We start by stating a more general version of the proposition, which characterizes not only the behavior of wages but also the other endogenous variables of the model.

Proposition 8. *The earnings schedule in the optimal contract satisfies the following difference equation (given initial productivity z_0):*

$$\ln(w_t(\eta^t, z^t)) = \ln(w_{t-1}(\eta^{t-1}, z^{t-1})) + \psi h'(a_t) \eta_t - \frac{1}{2}(\psi h'(a_t) \sigma_\eta)^2, \quad (62)$$

where $\psi = 1 - \beta(1-s)$ and $w_{-1}(z_0)$, which initializes this difference equation, is given by

$$w_{-1}(z_0) \equiv \psi \left(\mathcal{Y}(\mathbf{a}^*(z_0), z_0) - \frac{\kappa}{q(\theta_0)} \right). \quad (63)$$

The worker's utility under the contract $\mathcal{E}(z_0)$ is equal to her value of nonemployment, so that

$$\frac{\ln w_{-1}(z_0)}{\psi} - \mathbb{E} \left[\sum_{t=0}^{\infty} (\beta(1-s))^{t-1} \left(\frac{\psi}{2} (h'(a_t) \sigma_\eta)^2 + h(a_t) - \beta s U(z_{t+1}) \right) | z_0 \right] = U(z_0) \quad (64)$$

for

$$U(z_0) \equiv \mathbb{E} \left[\sum_{t=0}^{\infty} \beta^t \ln b(z_t) | z_0 \right].$$

In addition, a_t , the optimal effort level of a worker hired with $z = z_0$, satisfies

$$a(z_t; z_0) = \left[\frac{z_t a(z_t; z_0)}{\psi \left(\mathcal{Y}(\mathbf{a}^*(z_0), z_0) - \frac{\kappa}{q(\theta_0)} \right)} - \frac{\psi}{\epsilon} (h'(a(z_t; z_0)) \sigma_\eta)^2 \right]^{\frac{\epsilon}{1+\epsilon}}. \quad (65)$$

The contracting environment is nearly identical to that of Edmans et al. (2012) (without private savings), and the derivation of the optimal contract is thus very similar; therefore, we leave some of the technical details of the proof to that paper. First, note that as is standard in dynamic agency problems without private savings and separable preferences over consumption and effort (Rogerson, 1985; Farhi and Werning, 2013), an Inverse Euler Equation (IEE) holds. With logarithmic utility and the assumption firms and workers share β as a common discount factor, the IEE reads

$$w_t(\eta^t, \mathbf{a} | z^t) = \mathbb{E}_t[w_{t+1}(\eta^{t+1}, \mathbf{a} | z^{t+1})]. \quad (66)$$

The inverse of the agent's discounted marginal utility — which is simply the wage in this case with logarithmic utility — is the marginal cost of delivering utility to the worker. Equation (66) states that the expected marginal cost of delivering utility to the worker is equalized across periods, otherwise the principal would deliver utility to the worker in relatively low cost periods. Note that this equation dictates that wages are a martingale process and implies that the optimal contract smooths worker consumption.

We begin by solving for the optimal difference wage schedule (27). To do so, we begin by considering a finite horizon contract, with duration T , and then take the limit as $T \rightarrow \infty$.

Differentiating the worker's incentive compatibility constraint with respect to a_T (with binding local constraints) given realizations of η^T and z^T yields

$$\frac{1}{w_T(y^T, z^T)} \frac{\partial w_T(y^T, z^T)}{\partial a_T} = h'(a_T).$$

Since the firm cannot distinguish η_T from a_T , it must be the case that $\partial w_T / \partial \eta_T = \partial w_T / \partial a_T$. Substituting this into the above first-order condition yields

$$\frac{1}{w_T(y^T, z^T)} \frac{\partial w_T(\eta^T, z^T)}{\partial \eta_T} = h'(a_T).$$

Fixing η^{T-1} and integrating over all possible realizations of η_T gives

$$\ln w_T(y^T, z^T) = h'(a_T)\eta_T + K^{T-1}(\eta^{T-1}, z^T). \quad (67)$$

That is, wages are a log-linear function of realizations of η_T , plus some function of past output and z_T : $K^{T-1}(\eta^{T-1}, z^T)$. This immediately implies

$$\frac{\partial \ln w_T(y^T, z^T)}{\partial \eta_{T-1}} = \frac{\partial K^{T-1}(\eta^{T-1}, z^T)}{\partial \eta_{T-1}}. \quad (68)$$

Likewise, a binding period $T-1$ incentive constraint implies

$$\frac{1}{w_{T-1}(y^{T-1}, z^{T-1})} \frac{\partial w_{T-1}(\eta^{T-1}, z^{T-1})}{\partial \eta_{T-1}} + \frac{\beta(1-s)}{w_T(y^T, z^T)} \frac{\partial w_T(\eta^T, z^T)}{\partial \eta_{T-1}} = h'(a_{T-1}).$$

Using (68), fixing η_{T-2} , and once again integrating with respect to η_{T-1} gives

$$\ln w_{T-1}(y^{T-1}, z^{T-1}) = h'(a_{T-1})\eta_{T-1} + K^{T-2}(\eta^{T-2}, z^{T-1}) - \beta(1-s)K^{T-1}(\eta^{T-1}, z^T). \quad (69)$$

Since wages are a martingale, exponentiating and equating (67) and (69) yields

$$e^{h'(a_{T-1})\eta_{T-1}} e^{K^{T-2}(\eta^{T-2}, z^{T-1})} e^{-\beta(1-s)K^{T-1}(\eta^{T-1}, z^T)} = e^{K^{T-1}(\eta^{T-1}, z^T)} \mathbb{E}_{T-1} \left[e^{h'(a_T)\eta_T} \right]. \quad (70)$$

Taking logs, using properties of the normal distribution, and simplifying yields

$$(1 + \beta(1-s))K^{T-1}(\eta^{T-1}, z^T) = h'(a_{T-1})\eta_{T-1} + K^{T-2}(\eta^{T-2}, z^{T-1}) - \frac{(\sigma_\eta h'(a_T))^2}{2} \quad (71)$$

Thus, $K^{T-1}(\eta^{T-1}, z^T)$ (and thus workers' realized utility) is linear in η_{T-1} . Moreover, it can be shown that utility in each period is a linear function of the performance shock in every past period. Substituting equation (71) into equation (69) gives

$$K^{T-1}(\eta^{T-1}, z^T) = \ln w_{T-1}(y^{T-1}, z^{T-1}) - \frac{(\sigma_\eta h'(a_T))^2}{2}. \quad (72)$$

Substituting this expression for $K^{T-1}(\eta^{T-1}, z^T)$ into equation (67) gives

$$\ln w_T = \ln w_{T-1} + h'(a_T)\eta_T - \frac{(\sigma_\eta h'(a_T))^2}{2}.$$

Pursuing a similar strategy, it can be verified that, more generally, for all $t \leq T$

$$\ln w_t = \ln w_{t-1} + \psi_t h'(a_t) \eta_t - \frac{(\psi_t \sigma_\eta h'(a_t))^2}{2}, \quad (73)$$

where $\psi_t \equiv \left(\sum_{\tau=0}^{T-t} (\beta(1-s))^\tau \right)^{-1}$. Taking the limit of equation (73) as $T \rightarrow \infty$ yields equation (27), resulting in a constant sensitivity $\psi_t \equiv \psi = 1 - \beta(1-s)$ of log wages to idiosyncratic output shocks over the lifetime of the contract.

To solve for the constant $w_{-1}(z_0)$ that initializes this difference equation, note that free entry into vacancy posting requires that the firm's expected profits from posting vacancies must be zero if a positive measure of vacancies is posted in equilibrium. This implies that

$$\sum_{t=0}^{\infty} (\beta(1-s))^t \mathbb{E}[z_t a_t^* - w_t^*(\eta^t, z^t) | z_0] = \frac{\kappa}{q(\theta_0)}.$$

Recalling that wages are a martingale process ($\mathbb{E}[w_t^*(\cdot) | z_0] = \mathbb{E}[w_0^*(\cdot) | z_0]$), we have that

$$\frac{\mathbb{E}[w_0^*(\cdot) | z_0]}{1 - \beta(1-s)} = \sum_{t=0}^{\infty} (\beta(1-s))^t \mathbb{E}[z_t a_t^* | z_0] - \frac{\kappa}{q(\theta_0)}.$$

From the definitions of $\mathcal{Y}(\mathbf{a}^*(z_0); z_0)$ and ψ , we obtain the following expression for $w_{-1}(z_0)$

$$w_{-1}(z_0) = \psi \left(\mathcal{Y}(\mathbf{a}^*(z_0); z_0) - \frac{\kappa}{q(\theta_0)} \right). \quad (74)$$

Cumulating equation (73) then yields the following expression for the log wage at time t :

$$\ln w_t(a_t, \eta^t | z^t) = \ln w_{-1}(z_0) + \sum_{s=0}^t \psi h'(a_s) \eta_s - \frac{1}{2} \sum_{s=0}^t (\psi h'(a_s) \sigma_\eta)^2. \quad (75)$$

The worker's utility under the contract is equal to the expected present discounted value (EPDV) of log wage payments minus the EPDV of disutility from effort, plus the continuation value should the worker separate to unemployment. First, let us focus on characterizing the worker's expected lifetime utility from consumption. Following Edmans et al. (2012), we assume that this effort choice does not vary with η_t , i.e., that local incentive compatibility is sufficient. From equation (75), we then have

$$E_0 \left[\sum_{t=0}^{\infty} (\beta(1-s))^t \ln(w_t(\eta^t, z^t | \mathbf{a} | z_0) \right] = \frac{1}{\psi} \ln w_{-1}(z_0) - E_0 \left[\sum_{t=0}^{\infty} (\beta(1-s))^t \frac{1}{2} \sum_{\tau=0}^t (\psi h'(a_\tau) \sigma_\eta)^2 \right],$$

where the second term on the right hand side can be simplified as

$$\begin{aligned} E_0 \left[\sum_{t=0}^{\infty} (\beta(1-s))^t \frac{1}{2} \sum_{\tau=0}^t (\psi h'(a_\tau) \sigma_\eta)^2 \right] &= E_0 \left[\sum_{t=0}^{\infty} \sum_{\tau=t}^{\infty} (\beta(1-s))^\tau \frac{1}{2} (\psi h'(a_t) \sigma_\eta)^2 \right] \\ &= E_0 \left[\sum_{t=0}^{\infty} \frac{1}{2} (\psi h'(a_t) \sigma_\eta)^2 \sum_{\tau=t}^{\infty} (\beta(1-s))^t (\beta(1-s))^{\tau-t} \right] \\ &= \frac{1}{2} E_0 \left[\sum_{t=0}^{\infty} (\beta(1-s))^t (\psi h'(a_t) \sigma_\eta)^2 \sum_{\tau=t}^{\infty} (\beta(1-s))^{\tau-t} \right] \\ &= \frac{1}{2\psi} E_0 \left[\sum_{t=0}^{\infty} (\beta(1-s))^t (\psi h'(a_t) \sigma_\eta)^2 \right]. \end{aligned} \quad (76)$$

Note that the worker will be paid a higher expected wage if they exert a higher effort. Subtracting off the disutility of effort and adding the continuation value of separating to unemployment, the value to the worker of the contract is therefore

$$\mathcal{E}(z_0) = \frac{1}{\psi} \ln w_{-1}(z_0) - E_0 \left[\sum_{t=0}^{\infty} (\beta(1-s))^t \left(\frac{1}{2\psi} (\psi h'(a_t) \sigma_\eta)^2 + h(a_t) - \beta s U(z_{t+1}) \right) \right]. \quad (77)$$

Given that the firm makes take it or leave it offers, $\mathcal{E}(z_0)$ is equated to the value of unemployment $U(z_0)$ in equilibrium. This observation yields equation (64).

All that remains is to derive the optimal effort choice $a_t(z_t)$. Taking the first-order condition of equation (77) with respect to a_t yields

$$\frac{1}{\psi} \frac{d \ln w_{-1}(z_0)}{da_t(z_t)} - \beta(1-s)^t (h'(a_t) + \psi \sigma_\eta^2 h'(a_t) h''(a_t)) = 0.$$

Substituting in using the assumed expression for $h(a)$ and equation (74) gives

$$\frac{1}{\psi} \frac{z_t}{\mathcal{Y}(\mathbf{a}^*(z_0); z_0) - \frac{\kappa}{q(\theta_0)}} - a_t^{1/\epsilon} - \epsilon \psi \sigma_\eta^2 h'(a_t) a_t^{\frac{1-\epsilon}{\epsilon}} = 0.$$

Multiplying by a_t and rearranging terms yields

$$a(z_t; z_0)^{\frac{\epsilon+1}{\epsilon}} = \frac{1}{\psi} \frac{z_t a(z_t; z_0)}{\mathcal{Y}(\mathbf{a}^*(z_0); z_0) - \frac{\kappa}{q(\theta_0)}} - \epsilon \psi (\sigma_\eta h'(a(z_t; z_0)))^2,$$

where the notation $a(z_t; z_0)$ recognizes that effort depends on the current realization of productivity z_t and productivity when the match formed in period 0. Raising this equation to the power $\epsilon/(1 + \epsilon)$ yields equation (65) as desired. \square

A.8 Endogenous Separations and Limited Worker Commitment

This section introduces efficient endogenous separations and limited worker commitment into the baseline environment. To economize, we only discuss the parts of the model that change due to efficient separations or limited worker commitment; otherwise, the model is the same as the flexible incentive pay economy of the main text.

A.8.1 Economic Environment

Labor Market As in the baseline model of the main text, a large measure of risk-neutral firms match with unemployed workers according to a frictional matching technology. Fluctuations are driven by aggregate productivity z_t , and there is free entry to vacancy posting at a constant flow cost κ , as in the main text.

At the end of period $t-1$ an endogenous fraction s_t of workers separate from employment and enter unemployment. The unemployed search for new jobs, so u_t evolves as

$$u_t = u_{t-1} + s_t(1 - u_{t-1}) - \phi(\theta_{t-1})u_{t-1}(1 - s_t). \quad (78)$$

Preferences and Consumption Workers' preferences are identical to the model of the main text.

Firms and Wage Setting Firms are risk neutral and maximize expected profit with discount factor β . Successful matches produce with a production function $f(z, \eta)$, where unobserved worker effort shifts the distribution of η realizations, as in Section 3. Assuming that z_t is first-order Markovian, we define $\pi(z_{t+1}|z_t)$ to be the one-step-ahead probability.

The value of a firm of posting a vacancy at time 0 is then

$$\Pi_0 = q(\theta_0) \mathbb{E} \left[\sum_{t=0}^{\infty} \beta^t \left(\prod_{j=1}^t (1 - s_j) \right) (f(z_t, \eta_t) - w_t) \right] - \kappa, \quad (79)$$

where \mathbb{E} conditions on the firm's information set at time 0 prior to meeting a worker. A vacancy is filled with probability $q(\theta)$. If a firm meets a worker, its value is the expected present value of the difference between production and wage payments, discounted by the firm's discount factor β as well as separation risk. Here, $\prod_{j=1}^t (1 - s_j)$ is the endogenous probability that a match survives until period t , which cumulates the probability $1 - s_j$ that a match survives period j . We entertain two possibilities for wage setting.

Flexible Incentive Pay Economy As in the main text, the firm observes realizations of both z_t and η_t , but does not observe worker's effort. When a firm and a worker meet, the firm offers the worker a contract to incentivize effort and maximize firm value. The innovation of this section is that the firm now has the additional option to vary the probability that the match separates in each date and state. For instance, if the expected present value of profits has turned negative, the firm may choose to terminate the contract. Thus the contract may be summarized by functions $w_t(\eta^t, z^t) \in [\underline{w}, \bar{w}]$, $a_t(\eta^{t-1}, z^t) \in [\underline{a}, \bar{a}]$ and a separation probability $s_t(\eta^t, z^t) \in [0, 1]$ for all t and all realizations of η^t and z^t . Let $(\mathbf{w}, \mathbf{a}, \mathbf{s})$ denote a contract, with $\mathbf{w} \equiv \{w_t(\eta^t, z^t)\}_{t=0, \eta^t, z^t}^\infty$, $\mathbf{a} \equiv \{a_t(\eta^{t-1}, z^t)\}_{t=0, \eta^{t-1}, z^t}^\infty$ and $\mathbf{s} \equiv \{s_t(\eta^t, z^t)\}_{t=0, \eta^t, z^t}^\infty$. Let \mathcal{X} denote the space of possible contracts.

Value of a Filled Vacancy. Under the contract $(\mathbf{w}, \mathbf{a}, \mathbf{s})$, and initial productivity z_0 , the firm's expected present value of profits from posting a vacancy is

$$V(\mathbf{w}, \mathbf{a}, \mathbf{s}; z_0) = \sum_{t=0}^{\infty} \int \int \beta^t \mathcal{S}_t(\eta^t, z^t) (f(z_t, \eta_t) - w_t(\eta^t, z^t)) \tilde{\pi}_t(\eta^t, z^t | z_0, \mathbf{a}) d\eta^t dz^t, \quad (80)$$

where $\mathcal{S}_t(\eta^t, z^t) \equiv \prod_{j=1}^t (1 - s_{t-j}(\eta^{t-j}, z^{t-j}))$ is the probability that a match survives the sequence η^t, z^t ; and $\tilde{\pi}_t(\eta^t, z^t | z_0, \mathbf{a})$ is the probability of observing a realization of η^t and z^t given the initial z_0 and the contracted effort function \mathbf{a} , as in the main text. The risk-neutral firm discounts period t profits by the economy-wide discount rate β^t and the probability $\mathcal{S}_t(\eta^t, z^t)$ that the match survives t periods.

The contract maximizes the value of a filled vacancy

$$J(z_0) = \max_{\{w_t(\eta^t, z^t), a_t(\eta^{t-1}, z^t), s_t(\eta^t, z^t)\}_{t=0, \eta^t, z^t}^\infty \in \mathcal{X}} V(\mathbf{w}, \mathbf{a}, \mathbf{s}; z_0) \quad (81)$$

subject to the incentive compatibility and participation constraints described below, as well as a new set of constraints that captures limited commitment by the worker.

Incentive Constraints. The incentive compatibility condition is similar to the main

text but now accounts for endogenous separation risk

$$\begin{aligned}
[\mathbf{IC}] : \mathbf{a} \in & \operatorname{argmax}_{\{\tilde{a}_t(\eta^{t-1}, z^t)\}_{t=0, \eta^t, z^t}^\infty} \sum_{t=0}^\infty \left[\int \int \beta^t \mathcal{S}_t(\eta^t, z^t) \left[u\left(w_t(\eta^t, z^t), \tilde{a}_t(\eta^{t-1}, z^t)\right) - \Psi(s(\eta^t, z^t)) \right. \right. \\
& \left. \left. + \beta s(\eta^t, z^t) \int U(z_{t+1}) \pi(z_{t+1}|z_t) dz^{t+1} \right] \tilde{\pi}_t(\eta^t, z^t|z_0, \tilde{\mathbf{a}}) d\eta^t dz^t, \right. \\
& \left. (82) \right]
\end{aligned}$$

where $\Psi(s_j)$ represents a convex utility cost to the worker of searching for a new job.

Participation Constraint. Likewise, the participation constraint must also account for separation risk and becomes

$$\begin{aligned}
[\mathbf{PC}] : \sum_{t=0}^\infty & \left[\int \int \beta^t \mathcal{S}_t(\eta^t, z^t) \left[u\left(w_t(\eta^t, z^t), \tilde{a}_t(\eta^{t-1}, z^t)\right) - \Psi(s(\eta^t, z^t)) \right. \right. \\
& \left. \left. + \beta s(\eta^t, z^t) \int U(z_{t+1}) \pi(z_{t+1}|z_t) dz_{t+1} \right] \tilde{\pi}_t(\eta^t, z^t|z_0, \tilde{\mathbf{a}}) d\eta^t dz^t \right] \geq \mathcal{E}(z_0). \quad (83)
\end{aligned}$$

Limited Commitment. Limited commitment and endogenous separations mean that after any history η^τ, z^τ the worker must rather stay in the match than separate, leading to a constraint that for each η^τ, z^τ :

$$\begin{aligned}
[\mathbf{ES}] : \sum_{t=\tau}^\infty \mathbb{E} & \left[\beta^{t-\tau} \mathcal{S}_t^\tau(\eta^t, z^t) \left[u\left(w_t(\eta^t, z^t), a_t(\eta^{t-1}, z^t)\right) - \Psi(s(\eta^t, z^t)) \right. \right. \\
& \left. \left. + \beta s(\eta^t, z^t) \mathbb{E}[U(z_{t+1})|z_t] \right] \middle| \eta^\tau, z^\tau \right] \geq U(z_\tau), \quad (84)
\end{aligned}$$

where \mathcal{S}_t^τ is the survival probability after time τ , $\mathcal{S}_t^\tau(\eta^t, z^t) \equiv \prod_{j=\tau+1}^t (1 - s_{t+\tau+1-j}(\eta^{t+\tau+1-j}, z^{t+\tau+1-j}))$.

Bargaining and ex ante utility. To close the flexible incentive pay economy, we again assume ex ante utility $\mathcal{E}(z_0)$ is given by a reduced-form “bargaining schedule” $\mathcal{B}(z_0)$.

Rigid Wage Economy The rigid wage economy is identical to the rigid wage economy of the main text, including the assumption of an exogenous separation rate s .

Equilibrium Given initial unemployment u_0 and a stochastic process $\{z_t, \eta_t\}_{t=0}^\infty$, an equilibrium is a collection of stochastic processes $\{\theta_t, u_t\}_{t=0}^\infty$ and functions $J(z), U(z), \mathcal{E}(z)$, and $(\mathbf{w}, \mathbf{a}, \mathbf{s})$ such that for all firms: (i) θ_t satisfies the free entry condition so that Π_t , given in equation (79), is equal to 0 for all t ; (ii) u_t satisfies the law of motion for unemployment (78); (iii) wage, effort, and separation functions $(\mathbf{w}, \mathbf{a}, \mathbf{s})$ satisfy the flexible incentive pay

economy equations (81)-(84), or $w_t = \bar{w}$, $a_t = \bar{a}$ and $s_t = s$ in the rigid wage economy; (iv) the value of unemployment $U(z)$ is defined in the same way as the main text; (v) the value of employment is defined the same way as the main text for the in the rigid wage economy, or $\mathcal{E}(z) = \mathcal{B}(z)$ in the flexible incentive pay economy; and (vi) the value of a filled vacancy $J(z)$ is given by (81) in the flexible incentive pay economy or the same way as the main text for the rigid wage economy.

A.8.2 Equivalence of Rigid and Incentive Pay with Endogenous Separations

This subsection shows that, without bargaining power or fluctuations in outside options, the first-order response of market tightness is the same in the rigid wage economy and the flexible incentive pay economy with endogenous separations. For simplicity, we make the same assumptions as the main text, such as studying impulse responses in a neighborhood of the non-stochastic steady state.

Proposition 9. *Assume that the set of feasible contracts that satisfies the incentive constraints (82) and the participation constraint (83) is non-empty and compact. Also, assume that the production function is homogeneous of degree one in aggregate productivity z , z_t is a driftless random walk, and the optimal incentive contract at the non-stochastic steady state is unique. Finally, assume that the firm makes take it or leave it offers to workers, the flow value of unemployment is constant, and the optimal contract is unique. Then, the impact elasticity of market tightness to shocks to z_t is*

$$\frac{d \ln \theta_0}{d \ln z_0} = \frac{1}{\bar{\nu}} \frac{1}{1 - \Lambda} \quad (85)$$

where Λ is the steady state labor share defined as

$$\Lambda \equiv \frac{\sum_{t=0}^{\infty} \mathbb{E} \beta^t \prod_{j=1}^t (1 - s_j^*) w_t^*}{\sum_{t=0}^{\infty} \mathbb{E} \beta^t \prod_{j=1}^t (1 - s_j^*) f(\bar{z}, \eta_t)}$$

where s_j^* and w_t^* denote choices of separations and wages along the optimal contract, where the expectation \mathbb{E} is evaluated along the optimal contract, and \bar{z} is the value of z_t at the aggregate steady state.

This theorem shows that the flexible incentive pay economy with endogenous separations has an equivalent response of tightness on impact to the rigid wage economy of the main text. Note that the dynamics of the rigid wage economy are still given by equation (21).

Therefore, incentive wage cyclicality does not affect the impact response of tightness with endogenous separations as long as the flexible incentive pay economy and the rigid wage economy are calibrated to the same steady state labor share. In the incentive pay economy with endogenous separations, the labor share depends on the optimal choice of separation rates, as well as the factors from the model of the main text, such as wages and effort.

We stress that this result leads to equivalence for impact elasticities, as Pissarides (2009) discusses. In general, the response of tightness to labor productivity shocks after impact will be different in the rigid wage and flexible incentive pay economies because endogenous separations lead to additional dynamics of unemployment after the impact of the shock.

Intuitively, in the model with efficient endogenous separations, separations are an additional choice which the firm can optimize over. However, changes in the optimal separation choice after TFP shocks have no first-order effect on profits—just as neither changes in optimally chosen effort nor wages affect profits. Likewise, the optimal contract ensures that workers do not wish to leave the match. Reoptimizations by the worker as aggregate conditions change do not affect profits. This logic is again due to the envelope theorem.

A.8.3 Proof of Proposition 9

The free entry condition in the flexible incentive pay economy is

$$\frac{\kappa}{q(\theta)} = J(z_0),$$

where $J(z_0)$ is defined in equation (81). Taking derivatives and rearranging implies

$$\begin{aligned} \frac{d \ln \theta_0}{d \ln z_0} &= \frac{1}{\nu_0} \frac{d \ln J(z_0)}{d \ln z_0} \\ &= \frac{1}{\nu_0} \frac{z_0}{J(z_0)} \frac{dJ(z_0)}{dz_0}. \end{aligned} \tag{86}$$

With Ψ convex, the optimal separation rates s_j^* will be interior. Under the assumptions of the proposition, z_0 does not enter either the incentive constraints, the participation constraint, or the limited commitment constraints directly. Therefore we have

$$\begin{aligned} \frac{dJ(z_0)}{dz_0} &= \frac{\partial J(z_0)}{\partial z_0} = \frac{\partial}{\partial z_0} \sum_{t=0}^{\infty} \mathbb{E} \beta^t \prod_{j=1}^t (1 - s_j^*) (f(z_t, \eta_t) - w_t) \\ &= \sum_{t=0}^{\infty} \mathbb{E} \beta^t \prod_{j=1}^t (1 - s_j^*) (f_z(z_t, \eta_t)), \end{aligned} \tag{87}$$

where the first equality invokes the envelope theorem, using the same argument as Appendix Section A.2.1 and also using our assumption of a unique optimal contract in order to dispense with a sup operator; the second equality rewrites the definition of profits from equation (80) using the notation from the theorem and exploits that terms involving the participation, incentive, or limited commitment constraints vanish because z_0 does not enter them directly; and the final equality uses that z_t is a random walk.

Substituting in equations (86) and (87) implies

$$\begin{aligned}
\frac{d \ln \theta_0}{d \ln z_0} &= \frac{1}{\nu_0} \frac{z_0 \sum_{t=0}^{\infty} \mathbb{E} \beta^t \Pi_{j=1}^t (1 - s_j^*) (f_z(z_t, \eta_t))}{\mathbb{E} [\sum_{t=0}^{\infty} \beta^t \Pi_{j=1}^t (1 - s_j^*) (f(z_t, \eta_t) - w_t^*)]} \\
&= \frac{1}{\nu_0} \frac{\bar{z} \sum_{t=0}^{\infty} \mathbb{E} \beta^t \Pi_{j=1}^t (1 - s_j^*) (f_z(\bar{z}, \eta_t))}{\mathbb{E} [\sum_{t=0}^{\infty} \beta^t \Pi_{j=1}^t (1 - s_j^*) (f(\bar{z}, \eta_t) - w_t^*)]} \\
&= \frac{1}{\nu_0} \frac{\sum_{t=0}^{\infty} \mathbb{E} \beta^t \Pi_{j=1}^t (1 - s_j^*) (f_z(\bar{z}, \eta_t))}{\mathbb{E} [\sum_{t=0}^{\infty} \beta^t \Pi_{j=1}^t (1 - s_j^*) (f(\bar{z}, \eta_t) - w_t^*)]} \\
&= \frac{1}{\nu_0} \frac{1}{1 - \frac{\mathbb{E} [\sum_{t=0}^{\infty} \beta^t \Pi_{j=1}^t (1 - s_j^*) w_t^*]}{\mathbb{E} [\sum_{t=0}^{\infty} \beta^t \Pi_{j=1}^t (1 - s_j^*) (f(\bar{z}, \eta_t))]}},
\end{aligned}$$

where we use the assumption of an aggregate steady state in \bar{z} . □

B Numerical Appendix

B.1 Preliminaries

We calibrate the model such that t represents a month. Specifically, we set the discount rate β to $0.99^{1/3}$, the vacancy creation cost to 0.45 and employ a matching function given by $m(u, v) = uv(u^\iota + v^\iota)^{-1/\iota}$ so that $q(\theta) = (1 + \theta^\iota)^{1/\iota}$, which is bounded between 0 and 1. We set $\iota = 0.9$ by nonlinear least squares to match the empirical relationship between aggregate market tightness and job-finding rates. We set the exogenous separation rate $s = 0.031$ to the average monthly separation rate in the Current Population Survey (CPS) from 1951 to 2019. This implies that the pass-through parameter ψ equals 0.034. Separation rates and job-finding rates are both adjusted for time aggregation following Shimer (2005). We measure empirical labor market tightness as job openings from the Job Openings and Labor Turnover Survey (JOLTS) divided by household unemployment in the CPS. Our labor market tightness series spans from 2001 to 2019 (JOLTS begins in December 2000).

We discretize the AR(1) productivity process for $\ln z_t$ onto a finite grid: $z \in \mathcal{Z} = [\underline{z}, \dots, \bar{z}]$ following Rouwenhorst (1995). We set the number of gridpoints to 13.

We now rewrite the key equations in our numerical model recursively, given the Markovian structure for productivity. Let $\pi(z'|z)$ denote the probability of aggregate productivity transitioning from z to z' . Recall that the optimal effort schedule, given an initial z_0 and current z , satisfies

$$a(z; z_0) = \left[\frac{za(z; z_0)}{\psi \left(Y(z_0) - \frac{\kappa}{q(\theta(z_0))} \right)} - \frac{\psi}{\epsilon} (h'(a(z; z_0)) \sigma_\eta)^2 \right]^{\frac{\epsilon}{1+\epsilon}}.$$

Let $\tilde{Y}(z; z_0)$ denote the EPDV of future output, conditional on effort $a(\cdot; z_0)$ and current productivity z , given by

$$\tilde{Y}(z; z_0) = za(z; z_0) + \sum_{z' \in \mathcal{Z}} \beta (1-s) \tilde{Y}(z'; z_0) \pi(z'|z).$$

It follows that $Y(z_0) = \tilde{Y}(z_0; z_0)$. Note that the optimal effort depends on z_0 through $Y(z_0)$ and $\theta(z_0)$, which are both equilibrium objects in our model. Define the worker's expected present discounted utility from starting work at z_0 , $\tilde{\mathcal{E}}(z_0)$, taking as given the effort schedule $a(\cdot; z_0)$ and the wage schedule $w(\cdot; z_0)$ defined in Proposition 5:

$$\begin{aligned} \tilde{\mathcal{E}}(z_0) = \frac{1}{\psi} \ln w_{-1}(z_0) + \mathbb{E}_z \left[- \sum_{t=0}^{\infty} [\beta(1-s)]^t \frac{1}{\psi} \frac{1}{2} (\psi h'(a(z_t; z_0)) \sigma_\eta)^2 - \right. \\ \left. \sum_{t=0}^{\infty} [\beta(1-s)]^t h(a(z_t; z_0)) + \sum_{t=0}^{\infty} [\beta(1-s)]^t \beta s \omega(z_{t+1}) \right], \end{aligned}$$

where

$$\omega(z) = \mathbb{E} \left[\sum_{t=0}^{\infty} \beta^t \ln b(z_t) \mid z_0 = z \right].$$

It is helpful to re-define the term in brackets in the above expression as $W(z_0; z_0)$, where

$$W(z; z_0) = -\frac{1}{\psi} \frac{1}{2} (\psi h'(a(z; z_0)) \sigma_\eta)^2 - h(a(z; z_0)) + \sum_{z' \in \mathcal{Z}} \beta s \omega(z') \pi(z'|z_0) + \sum_{z' \in \mathcal{Z}} \beta (1-s) W(z'; z_0) \pi(z'|z_0).$$

Finally, we define an implicit, auxiliary function for effort \tilde{a} with arguments z , \tilde{Y} , and \tilde{q} (subsuming any dependence on z_0) that is useful when solving the model numerically:

$$\tilde{a}(z, \tilde{Y}, \tilde{q}) = \left[\frac{z\tilde{a}}{\psi \left(\tilde{Y} - \kappa/\tilde{q} \right)} - \frac{\psi}{\epsilon} (h'(\tilde{a}) \sigma_\eta)^2 \right]^{\frac{\epsilon}{1+\epsilon}}.^{44}$$

⁴⁴For general ϵ , we numerically solve for a_t using a root-finder, restricting attention to positive roots.

B.2 Algorithm to solve for the optimal contract, given z_0

Fix an initial $z_0 \in \mathcal{Z}$. To solve for the optimal contract beginning at z_0 , we perform a bisection search over the job-filling rate $q(z_0)$. Let n index iterations over our guess of $q(z_0)$. Then, for a given $q^n(z_0)$, we solve for the optimal effort schedule $\tilde{a}^n(\cdot)$ and the EPDV of output $Y^n(z_0)$ as a fixed point problem. With values of $Y^n(z_0)$ and $q^n(z_0)$, we can construct $w_1^n(z_0)$, the initialization for the difference equation governing the wage schedule, and recursively solve for the EPDV of the utility offered by the contract $\mathcal{E}^n(z_0)$. We then check whether $\mathcal{E}^n(z_0) = \omega(z_0)$, as implied by TIOLI offers, and accordingly update the lower and upper bounds for the next iteration, \underline{q}^{n+1} and \bar{q}^{n+1} , respectively. We continue this process until convergence of $q(z_0)$. Below, we describe the algorithm in further detail.

1. Set $n = 1$. Set $\underline{q}^n = 0$, and $\bar{q}^n = 1$.
2. Set $q^n(z_0) = \frac{1}{2}(\underline{q}^n + \bar{q}^n)$.
3. Set $k = 1$. Make initial guess for $Y^{k,n}(z|z_0)$ for $z \in \mathcal{Z}$.
4. Update $Y^{k+1,n}(\cdot; z_0)$ as

$$Y^{k+1,n}(z; z_0) = z\tilde{a}(z, Y^{k,n}(z; z_0), q^n(z_0)) + \sum_{z' \in \mathcal{Z}} \beta(1-s) Y^{k,n}(z'; z_0) \pi(z'|z)$$

5. Repeat (4) until $\|Y^{k,n+1}(\cdot; z_0) - Y^{k,n}(\cdot; z_0)\| < \delta_1$ for some small tolerance $\delta_1 > 0$. Define the object $Y^n(z_0) = Y^{k,n}(z_0; z_0)$. Define $\tilde{a}^n(z) = \tilde{a}(z, Y^n(z_0), q^n(z_0))$.
6. Solve for $w_{-1}^n(z_0)$ using the free entry condition:

$$w_{-1}^n(z_0) = \psi \left(Y^n(z_0) - \frac{\kappa}{q^n(z_0)} \right).$$

7. Set $j = 1$. Make initial guess for $W^{j,n}(z_0; z)$.
8. Update $W^{j+1,n}(\cdot; z_0)$ as

$$W^{j+1,n}(z; z_0) = -\frac{1}{\psi} \frac{1}{2} (\psi h'(\tilde{a}^n(z)) \sigma_\eta)^2 - h(\tilde{a}^n(z)) + \sum_{z' \in \mathcal{Z}} \beta s \omega(z') \pi(z'|z) + \sum_{z' \in \mathcal{Z}} \beta(1-s) W^{j,n}(z'; z_0) \pi(z'|z)$$

9. Repeat (8) until $\|W^{j,n+1}(\cdot; z_0) - W^{j,n}(\cdot; z_0)\| < \delta_2$ for some small tolerance $\delta_2 > 0$. Define $\mathcal{E}^n(z_0) = \frac{1}{\psi} \ln w_{-1}^n(z_0) + W^{j,n}(z_0; z_0)$.

10. If $\mathcal{E}^n(z_0) > \omega(z_0)$ then set $\bar{q}^{n+1} = q^n(z_0)$. If $\mathcal{E}^n(z_0) < \omega(z_0)$, then set $\underline{q}^{n+1} = q^n(z_0)$. Recall that with TIOLI offers, $\mathcal{E}(z_0) = \omega(z_0)$. Note that $\omega(z_0)$ can be computed by a simple value function iteration.
11. Repeat steps (2)-(10) until $|\mathcal{E}^n(z_0) - \omega(z_0)| < \delta_3$ for some small tolerance $\delta_3 > 0$ to obtain $q(z_0)$.
12. Define $\theta(z_0) = q^{-1}(q(z_0))$, where $q(\theta) = \frac{1}{(1+\theta^\epsilon)^{1/\epsilon}}$.

We repeat this procedure for all values of $z_0 \in \mathcal{Z}$ to obtain the equilibrium objects $Y(z_0)$, $w_{-1}(z_0)$, and $a(\cdot; z_0)$. It takes less than half of a second to solve for the optimal contract for a given z_0 with the parameters from our baseline calibration.

B.3 Additional Details on Simulation

Our set of targeted moments includes two moments that depend on within-contract, idiosyncratic realizations: the standard deviation of annual (YoY) wage growth ($\text{std}(\Delta \ln w_{it})$) and the pass-through from idiosyncratic shocks to firm profits to wages ($\partial \ln w_{it} / \partial \ln y_{it}$), and two moments which can be computed from aggregate time series simulated in the model: the cyclicalities of new hire wages ($\partial \mathbb{E}[\ln w_0] / \partial u$) and average unemployment (\bar{u}_t). To compute these moments for a given set of parameters $\Omega := \{\epsilon, \sigma_\eta, \chi, \gamma\}$, we solve the model for each initial $z_0 \in \mathcal{Z}$ following the procedure outlined in Section B.2 to obtain $a(\cdot|z_0)$, $w_{-1}(z_0)$, and $\theta(z_0)$. We then simulate the economy with aggregate shocks and compute moments.

Simulating $\text{std}(\Delta \ln w_{it})$ and $\mathbb{E}[\partial \ln w_{it} / \partial \ln y_{it}]$. We simulate a panel of $I = 50,000$ idiosyncratic η_{it} shocks of length $T = 1,500$ (and one sequence of aggregate z_t shocks of length T). For each period t and worker i , we simulate separations and job-finding shocks consistent with the exogenous probability of separation s and endogenous job-finding probability $\phi(\theta(z_t))$.⁴⁵ All workers are employed at the beginning of $t = 0$. During job spells and given realizations of z_t and η_{it} , we can compute log wages and the pass-through for each worker according to the equations derived in Section 4.2. For job spells that last at least 13 months, we can compute YoY log wage growth as $\ln w_{i,t+12} - \ln w_{it}$ (for each year of employment). We discard the first $t_{\text{burn-in}} = 500$ periods as a burn-in period. We then compute the pooled variance of YoY log wage growth and the average monthly pass-through across all job spells/periods of employment for $t \geq t_{\text{burn-in}}$. Cross-sectional and longitudinal data on job spells/periods of employment (job-stayers) are interchangeable in this setting.

⁴⁵This procedure includes composition effects of initial z_0 on the employment contracts.

Simulating $d\mathbb{E}[\ln w_0]/du$ and \bar{u}_t . We simulate 10,000 z_t sequences of length $T = 828$ periods (with an additional burn-in period of length 500 periods), corresponding to monthly observations for the 1951-2019 period. For each z_t path, we can compute the path for unemployment as

$$u_{t+1} = u_t + s(1 - u_t) - \phi(\theta(z_t))u_t(1 - s)$$

given initial condition $u_0 = 0.06$. The expected log wage of new hire wages is

$$\mathbb{E}_{\eta_{it}}[\ln w_0(z_t)] = \ln w_{-1}(z_t) - \frac{1}{2}(\psi h'(a(z_t|z_t))\sigma_\eta)^2.$$

We compute \bar{u}_t as the average unemployment u_t for $t \geq t_{\text{burn-in}}$. We measure $d\mathbb{E}[\ln w_0]/du$ in the model by running an OLS regression of $\mathbb{E}[\ln w_0](z_t)$ on u_t and a constant in the simulated data for $t \geq t_{\text{burn-in}}$. We report cross-simulation averages for both moments.

B.4 Estimation Algorithm

We implement the Tik-Tak algorithm, a multi-start global optimization algorithm, as described by Arnoud et al. (2019), to minimize the following objective function

$$J(\Omega) = (\tilde{m}(\Omega) - m)'W(m)(\tilde{m}(\Omega) - m),$$

where Ω is a vector of the parameters to be estimated, $\tilde{m}(\Omega)$ is a vector of the targeted moments computed using the model simulated data given the parameter vector Ω , and m is the vector of targeted empirical moments. The weight matrix W satisfies $W_{j,j} = |1/m_j|$ for each targeted moment j (and 0, otherwise). Thus, the objective function to minimize is the sum of squared percentage differences between simulated and empirical moments to account for differences in scale between the targeted moments. We have experimented with different derivative-free local optimization algorithms, such as BOBYQA and the Nelder-Mead Simplex Algorithm, for the local optimization step. All estimation results reported in the paper correspond to solutions obtained using a combination of the Nelder-Mead Simplex Algorithm and BOBYQA algorithm with 1,000 initial points. We implement a pre-testing stage to detect promising regions of the parameter space by evaluating the objective function at 50,000 initial points drawn from Sobol sequences; we use the 1,000 points that yield the lowest values of the objective function as the initial points in the global search.

Technical detail on the participation constraint In some situations during the calibration, $q(z_0)$ may hit its upper bound of 1 with $\mathcal{E}(z_0) < \omega(z_0)$, violating the participation constraint. In this case, the implied job-finding rate is 0. Therefore, the value of unem-

ployment $U(z_0)$ (before matching, at the beginning of the period) is equal to $\mathcal{B}(z_0)$. When $q(z_0) = 1$ and the participation constraint is violated, we can still simulate moments, but the implied new hire wage for z_0 would not be an observed wage, as $f(z_0) = 0$. The other moments would not be affected, given that we simulate employment spells and wage contracts in accordance with the endogenous job-finding probabilities.

We do not simulate moments when $\mathcal{E}(z_0) < \omega(z_0)$ binds for values of $\ln z_0$ within three unconditional standard deviations of μ_z . Instead, we penalize the parameters for which this occurs in a way that scales with the size of the deviation $|\mathcal{E}(z_0) - \omega(z_0)|$. We do not penalize violations for extreme z_0 as the probability of reaching extreme z_0 is low, and it may be reasonable to expect that the constraint $q(\theta(z_0)) \leq 1$ will bind for extremely low z_0 . This constraint is related to a binding nonnegative profit constraint, given that the zero profit condition is imposed within the algorithm to solve for the optimal contract via $w_{-1}(z_0)$. We have explored alternative approaches to handling participation constraint violations. In particular, the baseline results are largely unchanged when we penalize violations for $\ln z$ within five standard deviations of μ_z , which includes our entire discretized productivity grid.

B.5 Calculating Incentive Wage Cyclicalities

Non-incentive wage cyclicalities reflect fluctuations in the “B-term” of equation (16): that is, movements in the promised utility of workers. For a given calibration, we calculate how the value of a filled job moves with exogenous productivity $dJ(z_0)/dz_0$. The “direct effect” of z_0 on the expected present discounted value of profits per worker, given the AR(1) process for $\ln z$, can be approximated as

$$\frac{dJ(z_0)}{dz_0}^{Direct} = \sum_{t=0}^{\infty} (\beta(1-s))^t \frac{\mathbb{E}_0[a^*(z_t)\rho^t z_t]}{z_0}.$$

That is, the direct effect is the effect that z has on profits holding fixed the optimally contracted choice of effort and wages. Following equation (16), we calculate NWC – the “B-term” – as

$$\text{NWC}(z_0) = \frac{dJ(z_0)}{dz_0} - \frac{dJ(z_0)}{dz_0}^{Direct}.$$

The share of wage fluctuations attributable to incentives is then the negative of one minus $\text{NWC}(z_0)$ divided by the cyclicalities of the expected present discounted value of wage payments $dW^*(z_0)/dz_0$.

B.6 Construction of Impulse Responses

We compute the impulse response to a one (conditional) standard deviation (σ_z) shock to $\ln z_0$ in an economy that is at an aggregate non-stochastic steady state. In particular, we construct nonlinear perfect foresight impulse responses to a one-time shock to productivity at time 0 that decays at rate ρ_z . We define the non-stochastic steady state of $\log z$ to be 0, dropping the normalization of μ_z that ensures $\mathbb{E}[z_t] = 1$ given that $\mu_z \approx 0$.

We first solve for the non-stochastic steady state of the model, where $z_t = z_{ss} = 1$, $\theta_t = \theta(z_{ss})$, and $u_t = u_{ss} = \frac{s}{s + \phi(\theta(z_{ss}))(1-s)}$ for all t . We next solve for the path of $\theta_t(\{z_s\}_{s \geq t})$, given a sequence of shocks $\{z_t\}$. Finally, we solve for the path of unemployment u_t , given the path of θ_t , setting $u_0 = u_{ss}$.⁴⁶ We construct these impulse responses in a finite horizon contract setting and set the length of the contract, T , to be 240 model periods (20 years), which is a close approximation to the infinite horizon contract environment.⁴⁷

C Additional Numerical Results

This section reports additional quantitative results for alternative calibrations. Table C1 reports estimated parameters for our robustness exercises. Table C2 reports moments when we target different values for the cyclicity of new hire wages. Each column corresponds to a recalibration of the model. Similarly, Table C3 reports implied moments when we internally calibrate the process for exogenous labor productivity to match average labor productivity (ALP). ALP is the seasonally adjusted, quarterly average output per hour for all workers in the nonfarm business sector, as reported by the BLS. Figure C1 reports the estimated value of the incentive wage cyclicity share for various imposed values of ϵ , allowing all other parameters to be recalibrated. The X on the plot reports our baseline estimate for ϵ .

⁴⁶The calibration was done for the infinite horizon contract environment and targeted the stochastic mean of unemployment rather than steady state unemployment rate as implied in a non-stochastic model. Therefore, the steady state across the models need not be the same, although they are very close in practice.

⁴⁷There is an additional term in the law of motion for unemployment in the finite horizon contract setting because workers separate with probability one after they have completed their contract without experiencing a separation shock. However, the measure of workers that do not separate by time T is essentially zero, given that $T = 240$. Therefore, we ignore this inflow into unemployment in this numerical exercise.

Table C1: Alternative calibration strategies: Internally calibrated parameters

Parameter	$\partial \mathbb{E}[\ln w_0]/du$ target				Internal Calibration: ALP	
	-0.5	-0.75	-1.25	-1.5	Full	Bargaining Only
σ_η	0.530	0.533	0.533	0.533	0.528	0.000*
χ	0.203	0.341	0.549	0.609	0.465	0.617
γ	0.488	0.454	0.461	0.454	0.537	0.583
ϵ	2.047	2.949	2.744	2.956	1.377	1.000*
ρ_z	0.966*	0.966*	0.966*	0.966*	0.985	0.977
σ_z	0.006*	0.006*	0.006*	0.006*	0.002	0.005

Notes: Table reports estimated parameters for our alternative calibration strategies. The first four columns change the target of new hire wage cyclicality for our full model with both incentives and bargaining. The final two columns internally calibrate the exogenous productivity process to match moments of measured labor productivity under our full model and model with only bargaining. Asterisks indicate imposed parameters.

Table C2: Varying cyclicality of new hire wages: Simulated model moments

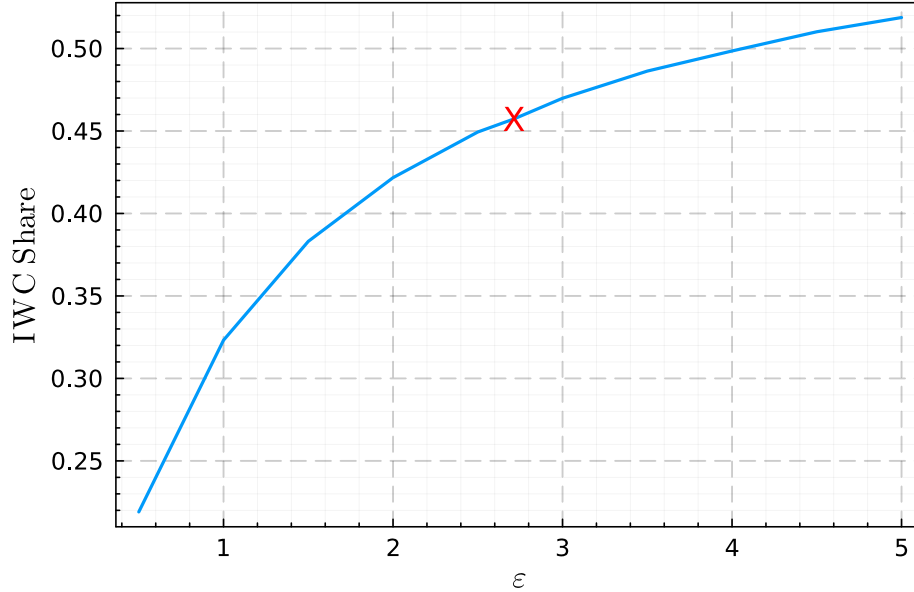
Moment	Model: $\partial \mathbb{E}[\ln w_0]/du$ target			
	-0.50	-0.75	-1.25	-1.50
$d\mathbb{E}[\ln w_0]/du$	-0.50	-0.75	-1.25	-1.50
$\text{std}(\ln u_t)$	0.16	0.13	0.09	0.08
$d \ln \theta_0 / d \ln z_0$	17.9	15.8	12.0	10.5
Incentive Wage Cyclicity share	0.73	0.59	0.38	0.33
Incentive Wage Cyclicity	-0.37	-0.44	-0.47	-0.49

Notes: New hire wage cyclicality is targeted, while the second set of moments are untargeted. $\text{std}(\ln u_t)$ is the unconditional standard deviation of the log of the quarterly average of the monthly unemployment rate, HP-filtered with smoothing parameter $\lambda = 10^5$. x_0 denotes the value of variable x , evaluated at $\ln z = \mu_z$. Incentive Wage Cyclicity share is the share of wage cyclicality that is due to incentives.

Table C3: Internally calibrating labor productivity process: simulated model moments

Moment	Data	Model: Source of wage flexibility	
		(1)	(2)
		Incentives + Bargaining	Bargaining
ρ_y	0.89	0.89	0.89
σ_y	0.02	0.02	0.02
$\text{std}(\ln u_t)$	0.20	0.07	0.09
$d \ln \theta_0 / d \ln z_0$	-	18.7	11.6
$\mathcal{W}_0 / \mathcal{Y}_0$	-	0.96	0.96
$d \ln \mathcal{W}_0 / d \ln z_0$	-	0.55	0.37
$d \ln \mathcal{Y}_0 / d \ln z_0$	-	0.92	0.61
Incentive share	-	0.40	0.00

Notes: New hire wage cyclicality is targeted, while the second set of moments are untargeted. $\text{std}(\ln u_t)$ is the unconditional standard deviation of the log of the quarterly average of the monthly unemployment rate, HP-filtered with smoothing parameter $\lambda = 10^5$. x_0 denotes the value of variable x , evaluated at $\ln z = \mu_z$. ρ_y and σ_y are the autocorrelation and unconditional variance of measured average labor productivity.

Figure C1: Incentive wage cyclicality share for different calibrations of ϵ 

Notes: Figure reports the estimated share of wage cyclicality due to incentives at $\ln z = \mu_z$ as we vary the disutility of effort ϵ . To produce this figure, we first impose a value of ϵ and then recalibrate our model to match all four of our calibration targets.