



USING DATA TO LOOK AT DIVERSIFICATION

AVA LAPLANTE

DATA SUMMIT 2025
MINNEAPOLIS, MN



The views expressed here are the presenter's and not necessarily those of the Federal Reserve Bank of Minneapolis or the Federal Reserve System.



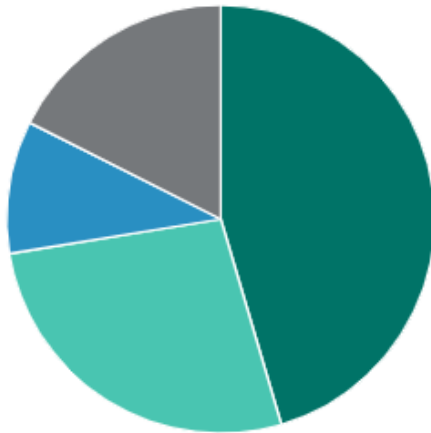
What is the Native Entity Enterprises Dataset (NEED)?

- List of tribally owned businesses assembled by the CICD:
 - Includes enterprises owned by lower 48 federally recognized tribes
 - 4,096 businesses in 2021 owned by 330 tribes
 - Compiled from mid-2021 through mid-2023
- First comprehensive look at tribally owned businesses
- A snapshot of data; it includes every tribally-owned business findable from mid-2021 to mid-2023.

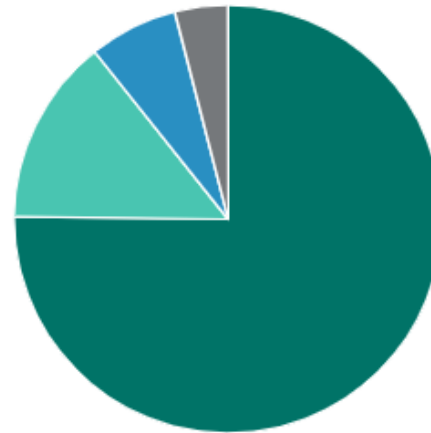


Tribes with both gaming and federal contracting own proportionately more businesses

Share of NEED tribes



Share of NEED businesses



- Tribes with both federal contracting and gaming
- Tribes with federal contracting and no gaming

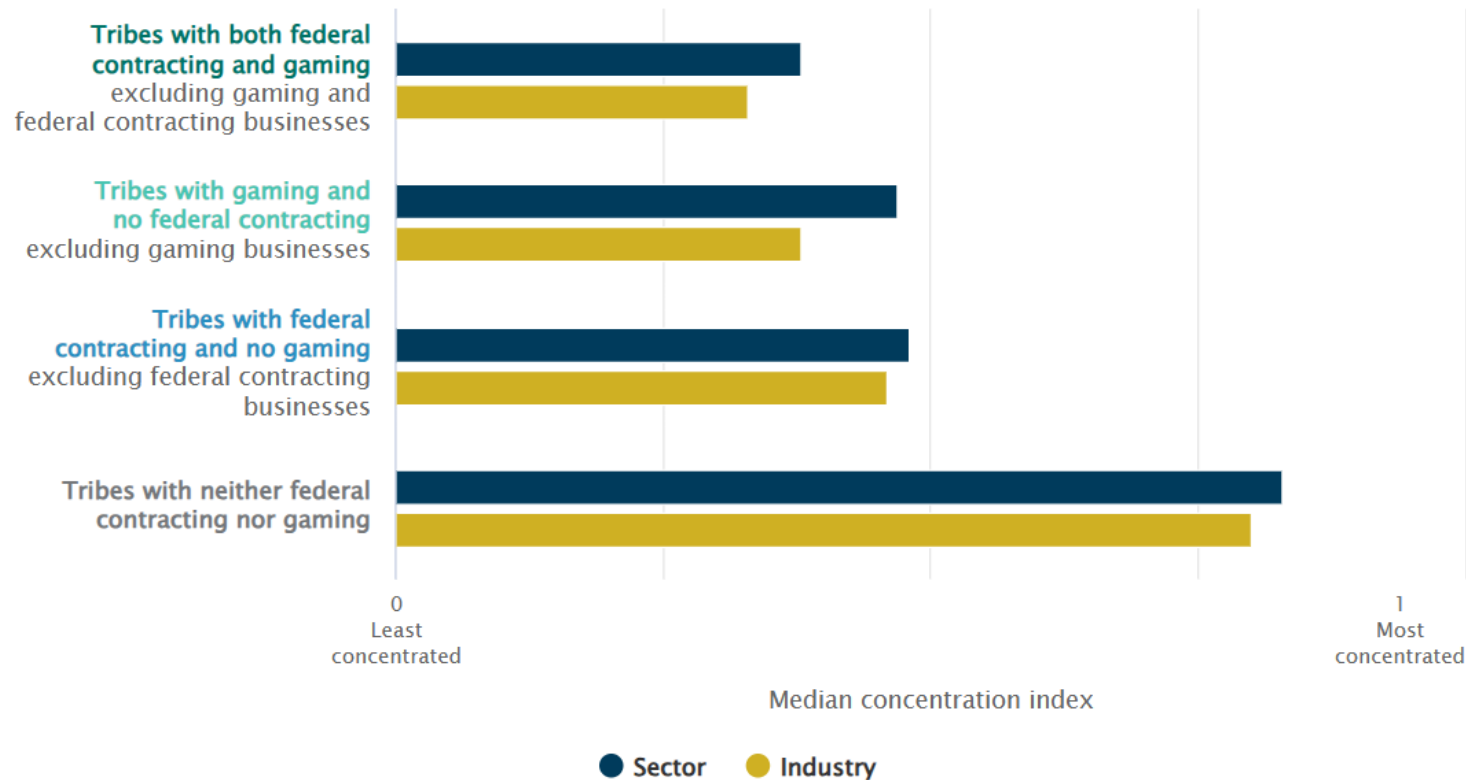
- Tribes with gaming and no federal contracting
- Tribes with neither federal contracting nor gaming

- Gaming and federal contracting are two key categories of Native entity-owned businesses.
- Less than half of tribes with businesses in the NEED are in both federal contracting and gaming—but they own about 75% of all NEED businesses.

Source: Authors' calculations using data from the Native Entity Enterprises Dataset v2025Q3 (from the Federal Reserve Bank of Minneapolis) and the National Establishment Time Series.



Tribes with gaming and federal contracting tend to be less concentrated (i.e., more diversified) in other industries



- Sectors are broad categories (e.g., retail trade) and industries are narrow categories (e.g., gas stations).
- Lower rates of concentration indicate that tribes own many different types of businesses.
- Tribes with neither contracting nor gaming tend to be more concentrated.

Note: The lowest the concentration index can be is 0.053 across all sectors and 0.002 across all industries.

Source: Authors' calculations using data from the Native Entity Enterprises Dataset v2025Q3 (from the Federal Reserve Bank of Minneapolis) and the National Establishment Time Series.



Thank you!

Ava LaPlante

Research Assistant

Ava.LaPlante@mpls.frb.org

minneapolisfed.org/indiancountry



Photo by Jaida Grey Eagle

