

# Minneapolis Federal Reserve Regional Economic Conference

David T. Flynn, Ph.D.

University of North Dakota  
College of Business & Public Administration  
Department of Economics & Finance

November 13, 2018

## District Demographics

- North Dakota is a rural state in a significantly rural Fed district.

# District Demographics

- North Dakota is a rural state in a significantly rural Fed district.
- It has also, until recently, been a declining population state.

## District Demographics

- North Dakota is a rural state in a significantly rural Fed district.
- It has also, until recently, been a declining population state.
- Minneapolis Fed District is third largest in area but smallest in population.

# Economically Diverse

- District is economically diverse.

# Economically Diverse

- District is economically diverse.
- Individual states are more concentrated.

# Economically Diverse

- District is economically diverse.
- Individual states are more concentrated.
- West of Minnesota concentrated in agriculture and energy.

# Economically Diverse

- District is economically diverse.
- Individual states are more concentrated.
- West of Minnesota concentrated in agriculture and energy.
- There is a labor supply issue.



# Labor Demand

- There are sectors with clear labor demand right now.

# Labor Demand

- There are sectors with clear labor demand right now.
  - ▶ Energy is the major growth sector.

# Labor Demand

- There are sectors with clear labor demand right now.
  - ▶ Energy is the major growth sector.
  - ▶ It is creating at least indirect shortages in other sectors.

## Labor Demand

- There are sectors with clear labor demand right now.
  - ▶ Energy is the major growth sector.
  - ▶ It is creating at least indirect shortages in other sectors.
- Failure to get adequate labor is leaving growth and development on the table.

# Labor Supply

- How do we increase available labor?

# Labor Supply

- How do we increase available labor?
- Two conventional demographic methods:

# Labor Supply

- How do we increase available labor?
- Two conventional demographic methods:
  - ▶ Fertility

# Labor Supply

- How do we increase available labor?
- Two conventional demographic methods:
  - ▶ Fertility
  - ▶ Migration (domestic and international)



# Labor Supply

- How do we increase available labor?
- Two conventional demographic methods:
  - ▶ Fertility
  - ▶ Migration (domestic and international)
- Obviously there are different implications and lags for each policy.

## Labor Market & Policy

- Nationally and in North Dakota there are more job openings than unemployed.

# Labor Market & Policy

- Nationally and in North Dakota there are more job openings than unemployed.
- The nation is dealing with a problem North Dakota has had for a long period of time.

## Labor Market & Policy

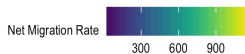
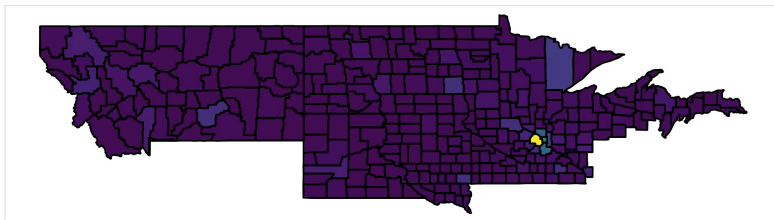
- Nationally and in North Dakota there are more job openings than unemployed.
- The nation is dealing with a problem North Dakota has had for a long period of time.
- First best solution is wage increases.

## Labor Market & Policy

- Nationally and in North Dakota there are more job openings than unemployed.
- The nation is dealing with a problem North Dakota has had for a long period of time.
- First best solution is wage increases.
- Whether this is happening is debatable so far, especially in North Dakota.

## County Population Estimate (Thousands), 2010

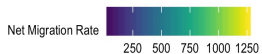
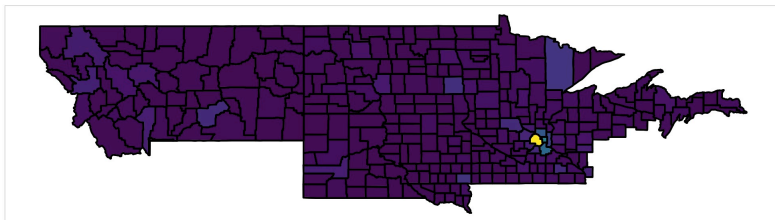
Minneapolis Federal Reserve District



Data: US Census Bureau  
CO-EST2017-alldata

## County Population Estimate (Thousands), 2017

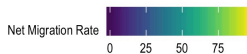
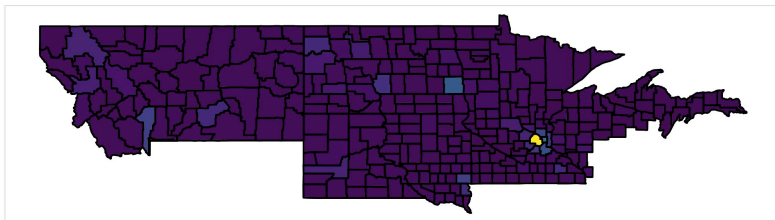
Minneapolis Federal Reserve District



Data: US Census Bureau  
CO-EST2017-alldata

## Change in County Population Estimate (Thousands), 2010-17

Minneapolis Federal Reserve District

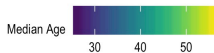
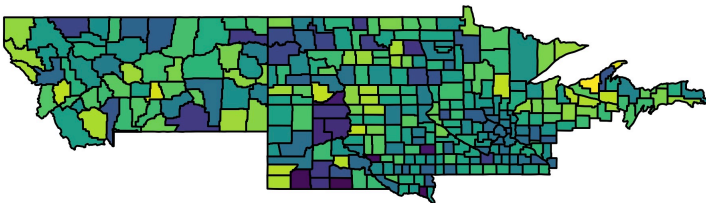


Data: US Census Bureau  
CO-EST2017-alldata



## Median Age by County (Both Sexes)

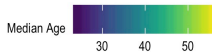
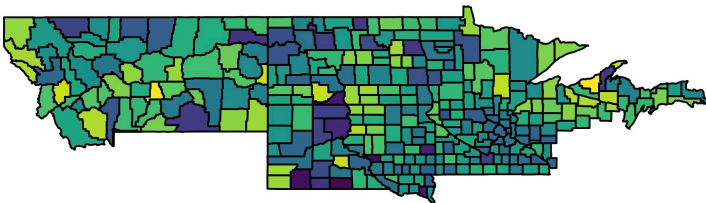
Minneapolis Federal Reserve District



Data: US Census Bureau  
2012-16 ACS 5-yr est.

## Median Age by County (Males)

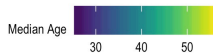
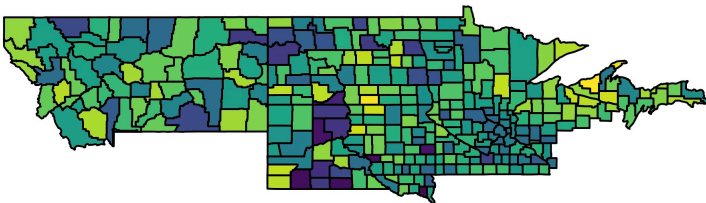
Minneapolis Federal Reserve District



Data: US Census Bureau  
2012-16 ACS 5-yr est.

## Median Age by County (Females)

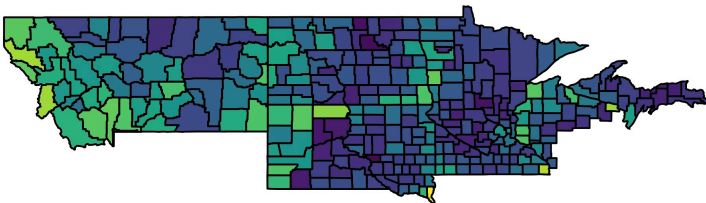
Minneapolis Federal Reserve District



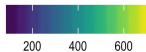
Data: US Census Bureau  
2012-16 ACS 5-yr est.

## County population born out of state (per 1000 population)

Minneapolis Federal Reserve District



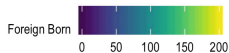
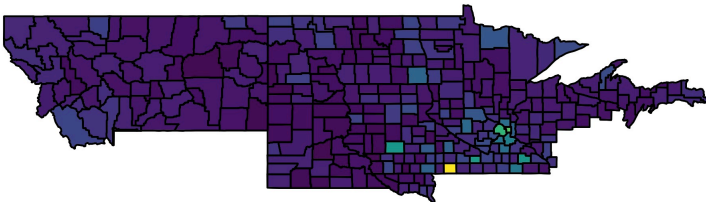
Born out of state



Data: US Census Bureau  
2012-16 ACS 5-yr est.

## County population foreign born (per 1000 population)

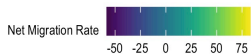
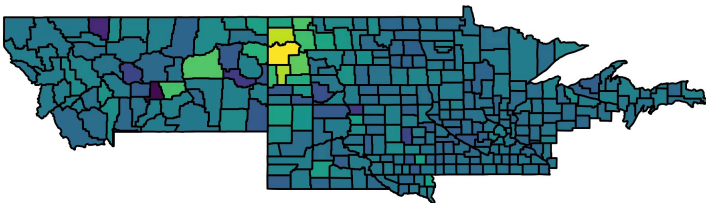
Minneapolis Federal Reserve District



Data: US Census Bureau  
2012-16 ACS 5-yr est.

## County net migration rate, 2011

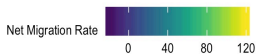
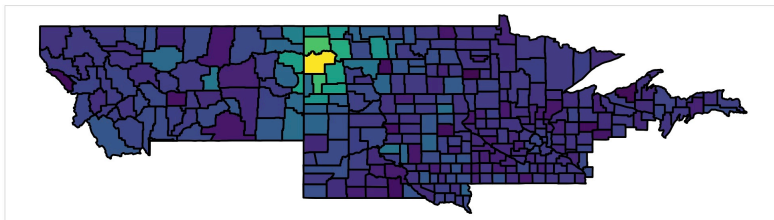
Minneapolis Federal Reserve District



Data: US Census Bureau  
CO-EST2017-alldata

## County net migration rate, 2012

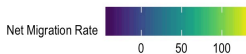
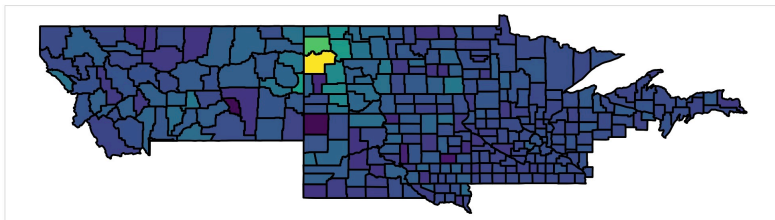
Minneapolis Federal Reserve District



Data: US Census Bureau  
CO-EST2017-alldata

## County net migration rate, 2013

Minneapolis Federal Reserve District

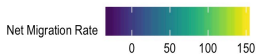
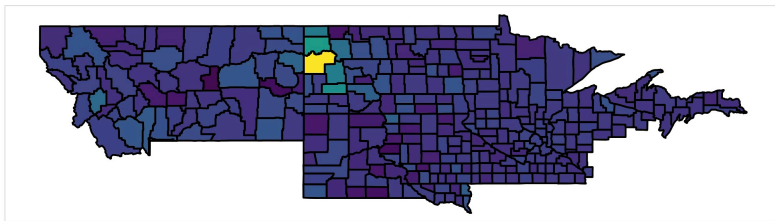


Data: US Census Bureau  
CO-EST2017-alldata



## County net migration rate, 2014

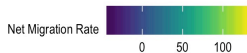
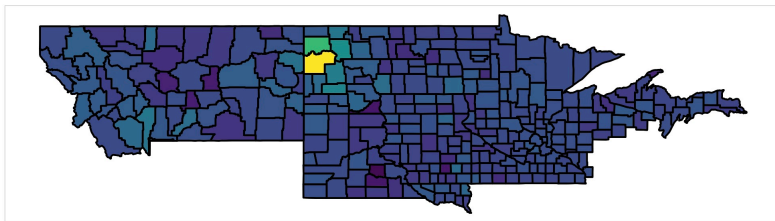
Minneapolis Federal Reserve District



Data: US Census Bureau  
CO-EST2017-alldata

## County net migration rate, 2015

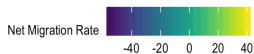
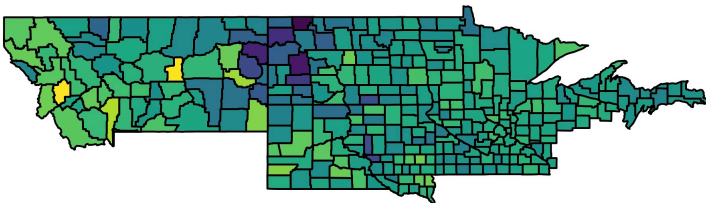
Minneapolis Federal Reserve District



Data: US Census Bureau  
CO-EST2017-alldata

## County net migration rate, 2016

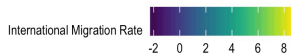
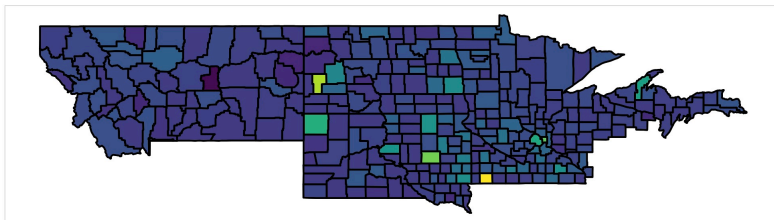
Minneapolis Federal Reserve District



Data: US Census Bureau  
CO-EST2017-alldata

## County international migration rate, 2011

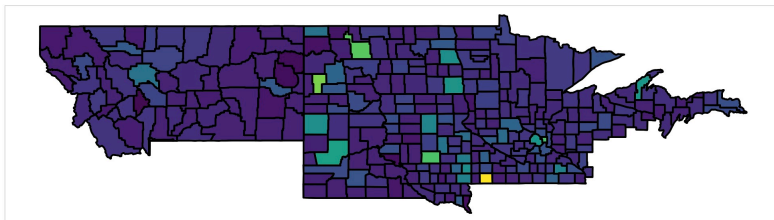
Minneapolis Federal Reserve District



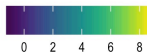
Data: US Census Bureau  
CO-EST2017-alldata

## County international migration rate, 2012

Minneapolis Federal Reserve District



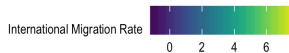
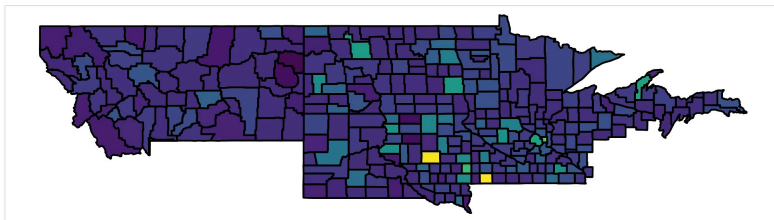
International Migration Rate



Data: US Census Bureau  
CO-EST2017-alldata

## County international migration rate, 2013

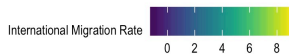
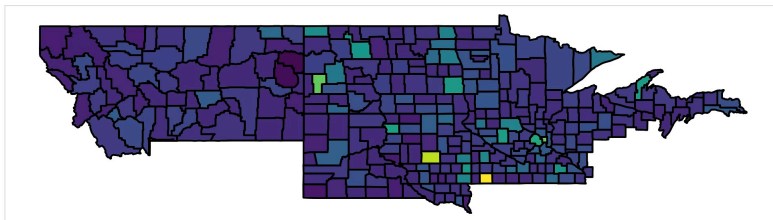
Minneapolis Federal Reserve District



Data: US Census Bureau  
CO-EST2017-alldata

## County international migration rate, 2014

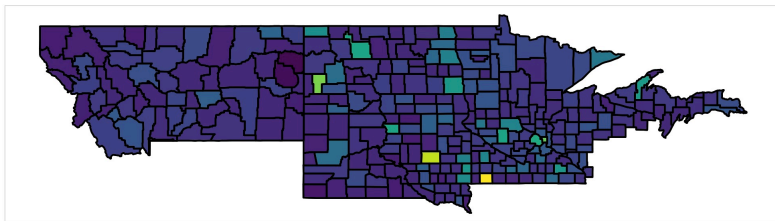
Minneapolis Federal Reserve District



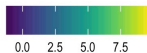
Data: US Census Bureau  
CO-EST2017-alldata

## County international migration rate, 2015

Minneapolis Federal Reserve District



International Migration Rate

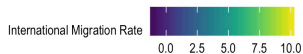
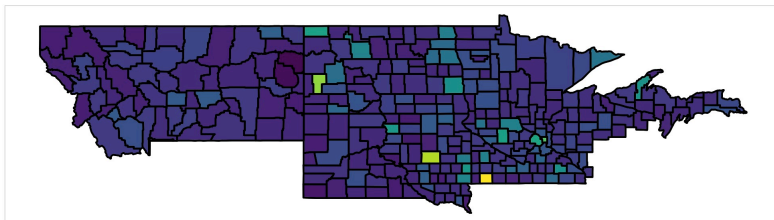


Data: US Census Bureau  
CO-EST2017-alldata



## County international migration rate, 2016

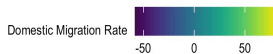
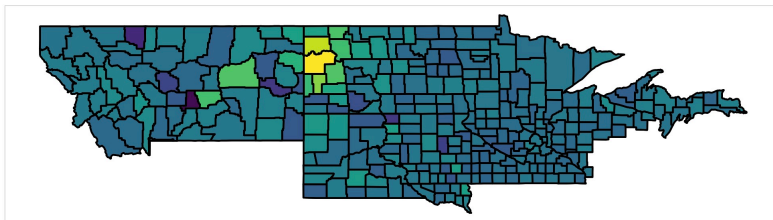
Minneapolis Federal Reserve District



Data: US Census Bureau  
CO-EST2017-alldata

## County domestic migration rate, 2011

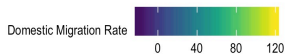
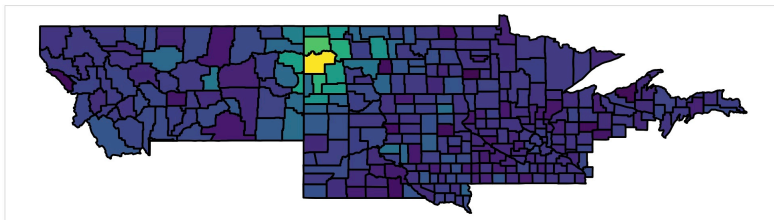
Minneapolis Federal Reserve District



Data: US Census Bureau  
CO-EST2017-alldata

## County domestic migration rate, 2012

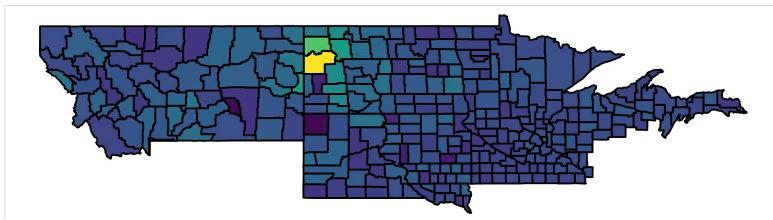
Minneapolis Federal Reserve District



Data: US Census Bureau  
CO-EST2017-alldata

## County domestic migration rate, 2013

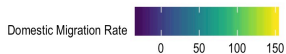
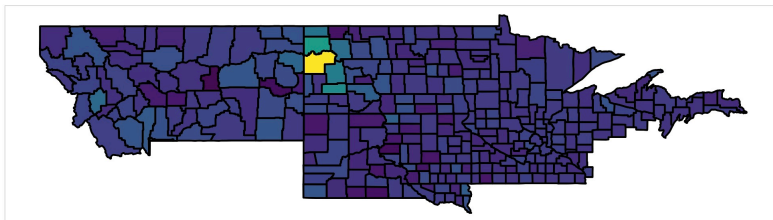
Minneapolis Federal Reserve District



Data: US Census Bureau  
CO-EST2017-alldata

## County domestic migration rate, 2014

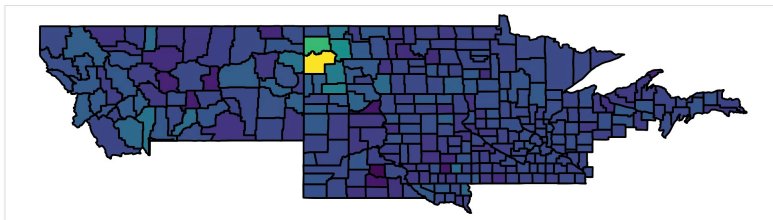
Minneapolis Federal Reserve District



Data: US Census Bureau  
CO-EST2017-alldata

## County domestic migration rate, 2015

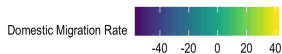
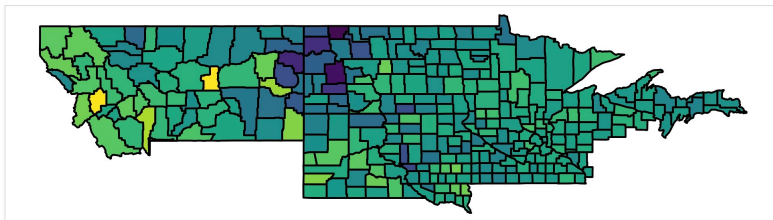
Minneapolis Federal Reserve District



Data: US Census Bureau  
CO-EST2017-alldata

## County domestic migration rate, 2016

Minneapolis Federal Reserve District



Data: US Census Bureau  
CO-EST2017-alldata

# Immigration

- Little in the way of positive net international migration.



# Immigration

- Little in the way of positive net international migration.
- More response in the way of net domestic migration.

# Immigration

- Little in the way of positive net international migration.
- More response in the way of net domestic migration.
- These flows reverse quickly.

# Fertility

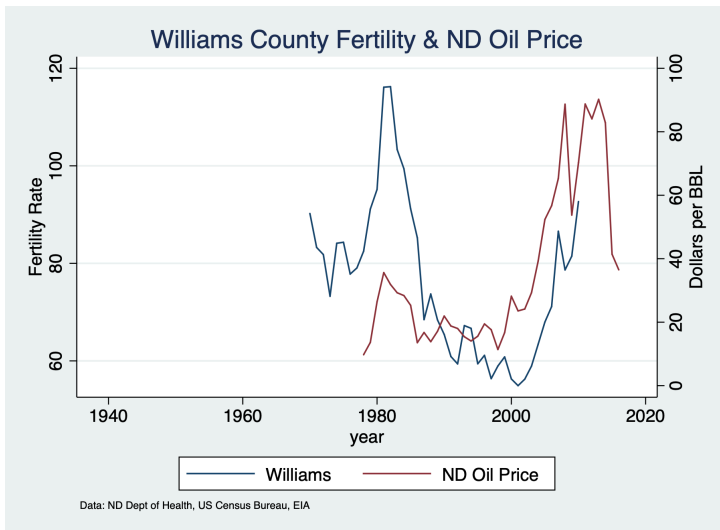
- Conference is on immigration so fertility not covered here.

# Fertility

- Conference is on immigration so fertility not covered here.
- Seems to be responding to economic events.

# Fertility

- Conference is on immigration so fertility not covered here.
- Seems to be responding to economic events.
- If the fertility increase is to recent in-migrants there is a chance for quick departure too.



# Wages

- North Dakota data unclear about wage response to labor issues.

# Wages

- North Dakota data unclear about wage response to labor issues.
- Responses vary by region and industry right now.



# Wages

- North Dakota data unclear about wage response to labor issues.
- Responses vary by region and industry right now.
- General wage pressures not evident at this time.

# National Picture

- The national picture and policy are key to this right now.

## National Picture

- The national picture and policy are key to this right now.
- Wage pressures leading to increases outside Minneapolis Fed District are not likely to make the picture any rosier in the district.

## National Picture

- The national picture and policy are key to this right now.
- Wage pressures leading to increases outside Minneapolis Fed District are not likely to make the picture any rosier in the district.
- For ND, fixed nature of extraction and little vertical integration at this time limit growth and development opportunities.