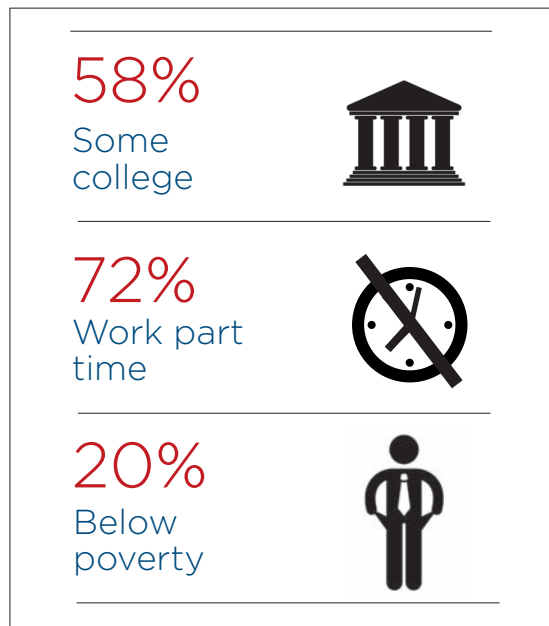
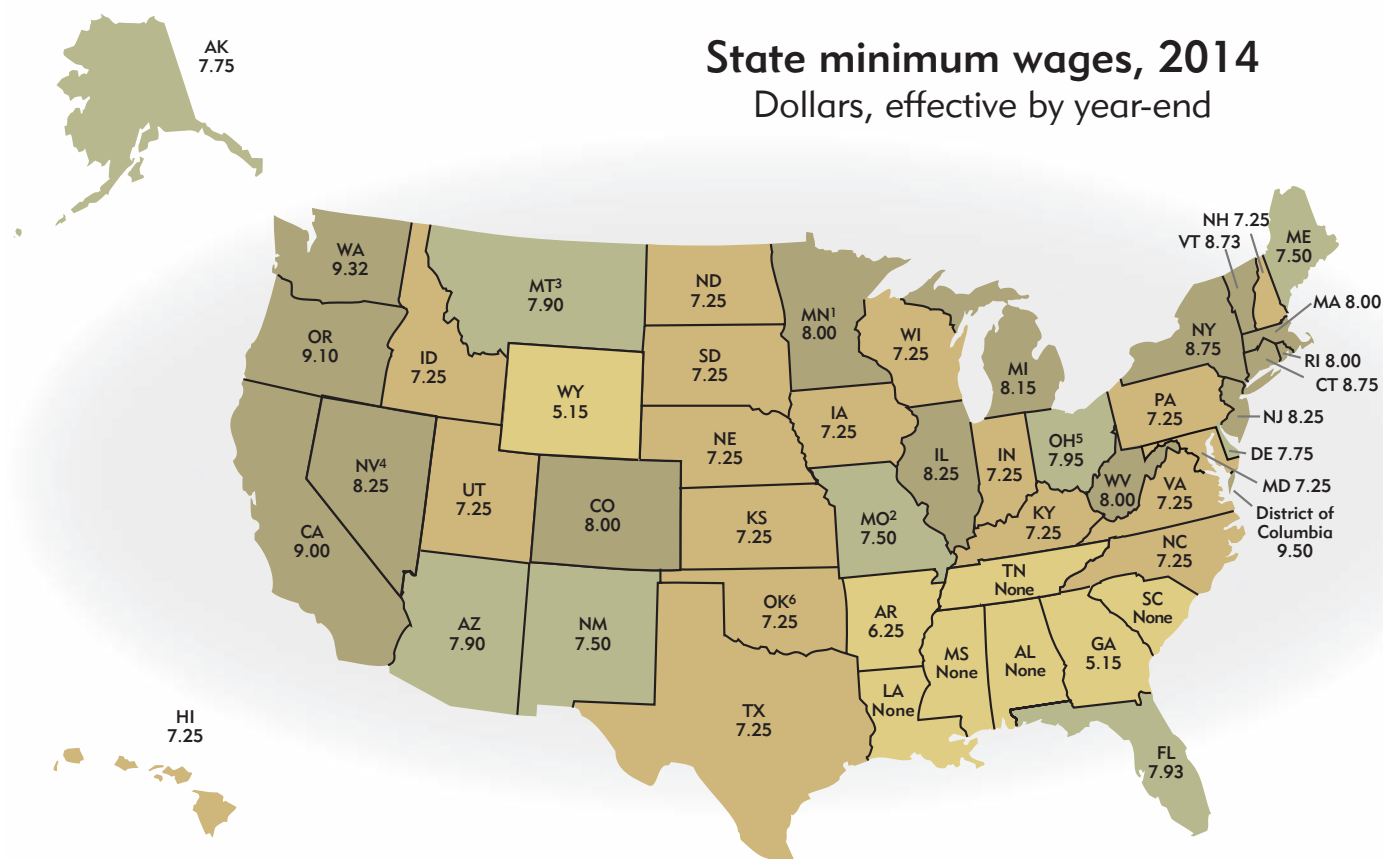


CHANGE SERVICE REQUESTED



Minimum wage

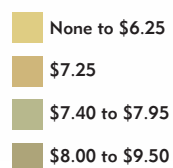
July 2014



States with future scheduled increases

	2015	2016	2017	2018
CA	9.00	10.00	10.00	10.00
CT	9.15	9.60	10.10	10.10
DE	8.25	8.25	8.25	8.25
DC	10.50	11.50	11.50	11.50
HI	7.75	8.50	9.25	10.10
MD	8.25	8.75	9.25	10.10
MI	8.15	8.50	8.90	9.25
MN Large	9.00	9.50	9.50	9.50
MN Small	7.25	7.75	7.75	7.75
NY	9.00	9.00	9.00	9.00
WV	8.75	8.75	8.75	8.75

¹ \$6.50 for employers with annual sales of \$500,000 or less
² Exempts employers with annual sales of less than \$500,000
³ \$4.00 for employers with annual sales of \$110,000 or less
⁴ \$8.25 without health benefits, \$7.25 with health benefits
⁵ \$7.25 for employers with annual sales of \$283,000 or less
⁶ \$2.00 for employers with fewer than 10 full-time employees at a location and employers with annual sales of \$100,000 or less
 Source: National Conference of State Legislatures



Federal minimum wage: \$7.25